

MOD 1



P3 MODULE 1 WORKBOOK

Core Skills 1

CONTENTS:

- 1: U1: Instructors' Role & Workplace
- 2: U2: How to Use Questions
- 3: U3: Conversations
- 4: U4: Finding the 'Knowns'/Use of VTS
- 5: NSDRT

Pg 2-9

Pg 10-17

Pg 18-25

Pg 26-33

Pg 34-35



Unit 1 - The Instructor's Role & Workplace - 1. ONLINE PREPARATION



- a. Scan the QR code
- b. Watch the videos in the online course
- c. Make notes below ready for your trainer
- d. Answer the questions from the course ready for your trainer



Subject Videos - Notes

Think: What are the important points? What do I want to discuss with trainer? What do I need help with or did not understand?

Lined writing area for notes



Subject Videos - Questions

Now that you have watched the videos, please answer the questions in the course using the space below.

Lined writing area for questions

DATE COMPLETED:



1st go:



Revision?:

Unit 1 - The Instructor's Role & Workplace - 2. PROJECT



- a. Scan the QR code
- b. Watch the videos in the online course
- c. Make notes below ready for your trainer
- d. Answer the questions from the course ready for your trainer



Project Videos - Notes

Think: What are the important points? What do I want to discuss with trainer? What do I need help with or did not understand?

Lined writing area for notes



Project Videos - Questions

Now that you have watched the videos, please answer the questions in the course using the space below.

Lined writing area for questions

DATE COMPLETED:



1st go:



Revision?:



Unit 1 - The Instructor's Role & Workplace - 1. IN-CAR PREP



- a. Scan the QR code
- b. Watch the videos in the online course
- c. Make notes below ready for your trainer
- d. Answer the questions from the course ready for your trainer



Subject Videos - Notes

Think: What are the important points? What do I want to discuss with trainer? What do I need help with or did not understand?

Lined writing area for notes



Subject Videos - Questions

Now that you have watched the videos, please answer the questions in the course using the space below.

Lined writing area for questions



Unit 1 - The Instructor's Role & Workplace - 1. IN-CAR PREP

Think: What are the important points covered?

Lined writing area for reflection

DATE COMPLETED:



1st go:



Revision?:





Unit 1 - The Instructor's Role & Workplace - 1. IN-CAR

Think: What are the important points covered?

Lined writing area with horizontal lines.



Unit 1 - The Instructor's Role & Workplace - 1. IN-CAR

Think: What are the important points covered?

Lined writing area with horizontal lines.





Feedback

Think: What has the trainer asked me to work on? What have we identified? What has gone well/not gone well?

Lined writing area for feedback



Reflections/ Action Plan

Think: What has the trainer asked me to work on? What have we identified? What has gone well/not gone well?

Lined writing area for reflections and action plan



Trainer's Feedback and Advice

FOR TRAINER: What am I asking the trainee to work on and take to their Virtual Classes and in preparation for Trainee Licence?

Lined writing area for trainer's feedback and advice

SESSION RECORD:



Date:



Duration:



Unit 2 - Using Questions - 1. ONLINE PREPARATION



- a. Scan the QR code
- b. Watch the videos in the online course
- c. Make notes below ready for your trainer
- d. Answer the questions from the course ready for your trainer

Unit 2 - Using Questions - 2. PROJECT



- a. Scan the QR code
- b. Watch the videos in the online course
- c. Make notes below ready for your trainer
- d. Answer the questions from the course ready for your trainer



Subject Videos - Notes

Think: What are the important points? What do I want to discuss with trainer? What do I need help with or did not understand?



Project Videos - Notes

Think: What are the important points? What do I want to discuss with trainer? What do I need help with or did not understand?



Subject Videos - Questions

Now that you have watched the videos, please answer the questions in the course using the space below.



Project Videos - Questions

Now that you have watched the videos, please answer the questions in the course using the space below.

DATE COMPLETED:



1st go:



Revision?:

DATE COMPLETED:



1st go:



Revision?:



Unit 2 - Using Questions - 3. IN-CAR

Think: What are the important points covered?

Lined writing area for notes on the left page.



Unit 2 - Using Questions - 3. IN-CAR

Think: What are the important points covered?

Lined writing area for notes on the right page.



Feedback

Think: What has the trainer asked me to work on? What have we identified? What has gone well/not gone well?

Lined writing area for feedback.



Reflections/ Action Plan

Think: What has the trainer asked me to work on? What have we identified? What has gone well/not gone well?

Lined writing area for reflections and action plan.



Trainer's Feedback and Advice

FOR TRAINER: What am I asking the trainee to work on and take to their Virtual Classes and in preparation for Trainee Licence?

Lined writing area for trainer's feedback and advice.

SESSION RECORD:

 Date:

 Duration:

Unit 3 - Conversations - 1. ONLINE PREPARATION



- a. Scan the QR code
- b. Watch the videos in the online course
- c. Make notes below ready for your trainer
- d. Answer the questions from the course ready for your trainer



Subject Videos - Notes

Think: What are the important points? What do I want to discuss with trainer? What do I need help with or did not understand?

Lined writing area for subject video notes.



Subject Videos - Questions

Now that you have watched the videos, please answer the questions in the course using the space below.

Lined writing area for subject video questions.

DATE COMPLETED:

1st go:

Revision?:

Unit 3 - Conversations - 2. PROJECT



- a. Scan the QR code
- b. Watch the videos in the online course
- c. Make notes below ready for your trainer
- d. Answer the questions from the course ready for your trainer



Project Videos - Notes

Think: What are the important points? What do I want to discuss with trainer? What do I need help with or did not understand?

Lined writing area for project video notes.



Project Videos - Questions

Now that you have watched the videos, please answer the questions in the course using the space below.

Lined writing area for project video questions.

DATE COMPLETED:

1st go:

Revision?:



Feedback

Think: What has the trainer asked me to work on? What have we identified? What has gone well/not gone well?

Lined writing area for feedback



Reflections/ Action Plan

Think: What has the trainer asked me to work on? What have we identified? What has gone well/not gone well?

Lined writing area for reflections and action plan



Trainer's Feedback and Advice

FOR TRAINER: What am I asking the trainee to work on and take to their Virtual Classes and in preparation for Trainee Licence?

Lined writing area for trainer's feedback and advice

SESSION RECORD:



Date:



Duration:

Unit 4 - Finding the Known Using a VTS - 1. ONLINE PREPARATION



- a. Scan the QR code
- b. Watch the videos in the online course
- c. Make notes below ready for your trainer
- d. Answer the questions from the course ready for your trainer



Unit 4 - Finding the Known Using a VTS - 2. PROJECT



- a. Scan the QR code
- b. Watch the videos in the online course
- c. Make notes below ready for your trainer
- d. Answer the questions from the course ready for your trainer



Subject Videos - Notes

Think: What are the important points? What do I want to discuss with trainer? What do I need help with or did not understand?

Blank lined writing area for subject video notes.



Project Videos - Notes

Think: What are the important points? What do I want to discuss with trainer? What do I need help with or did not understand?

Blank lined writing area for project video notes.



Subject Videos - Questions

Now that you have watched the videos, please answer the questions in the course using the space below.

Blank lined writing area for subject video questions.



Project Videos - Questions

Now that you have watched the videos, please answer the questions in the course using the space below.

Blank lined writing area for project video questions.

DATE COMPLETED: [pencil icon] 1st go: [pencil icon] Revision?:

DATE COMPLETED: [pencil icon] 1st go: [pencil icon] Revision?:



Unit 4 - Watching the Learner - 3. IN-CAR PREP



- a. Scan the QR code
- b. Watch the videos in the online course
- c. Make notes below ready for your trainer
- d. Answer the questions from the course ready for your trainer



Subject Videos - Notes

Think: What are the important points? What do I want to discuss with trainer? What do I need help with or did not understand?

Lined area for notes



Subject Videos - Questions

Now that you have watched the videos, please answer the questions in the course using the space below.

Lined area for questions



Unit 4 - Watching the Learner - 3. IN-CAR PREP

Think: What are the important points covered? Did we achieve what we set out to?

Lined area for reflection

DATE COMPLETED:



1st go:



Revision?:





Unit 4 - Finding the Known Using a VTS - 3. IN-CAR

Think: What are the important points covered?

Lined writing area for notes on the left page.



Unit 4 - Finding the Known Using a VTS - 3. IN-CAR

Think: What are the important points covered?

Lined writing area for notes on the right page.



Feedback

Think: What has the trainer asked me to work on? What have we identified? What has gone well/not gone well?

Lined writing area for feedback.



Reflections/ Action Plan

Think: What has the trainer asked me to work on? What have we identified? What has gone well/not gone well?

Lined writing area for reflections and action plan.



Trainer's Feedback and Advice

FOR TRAINER: What am I asking the trainee to work on and take to their Virtual Classes and in preparation for Trainee Licence?

Lined writing area for trainer's feedback and advice.

SESSION RECORD:



Date:



Duration:

SESSION SIGNATURES:



Trainee Signature:



Trainer Signature:

Module 1 - NSDRT References



- a. Scan the QR code
- b. Watch the videos in the online course
- c. Make notes below ready for your trainer
- d. Answer the questions from the course ready for your trainer



Subject Videos - Notes

Think: What are the important points? What do I need help with or did not understand?

Lined writing area for subject video notes.



Subject Videos - Questions

Now that you have watched the videos, please answer the questions in the course using the space below.

Lined writing area for subject video questions.



EXTRA NOTES

Think: What are the important points covered? Did we achieve what we set out to?

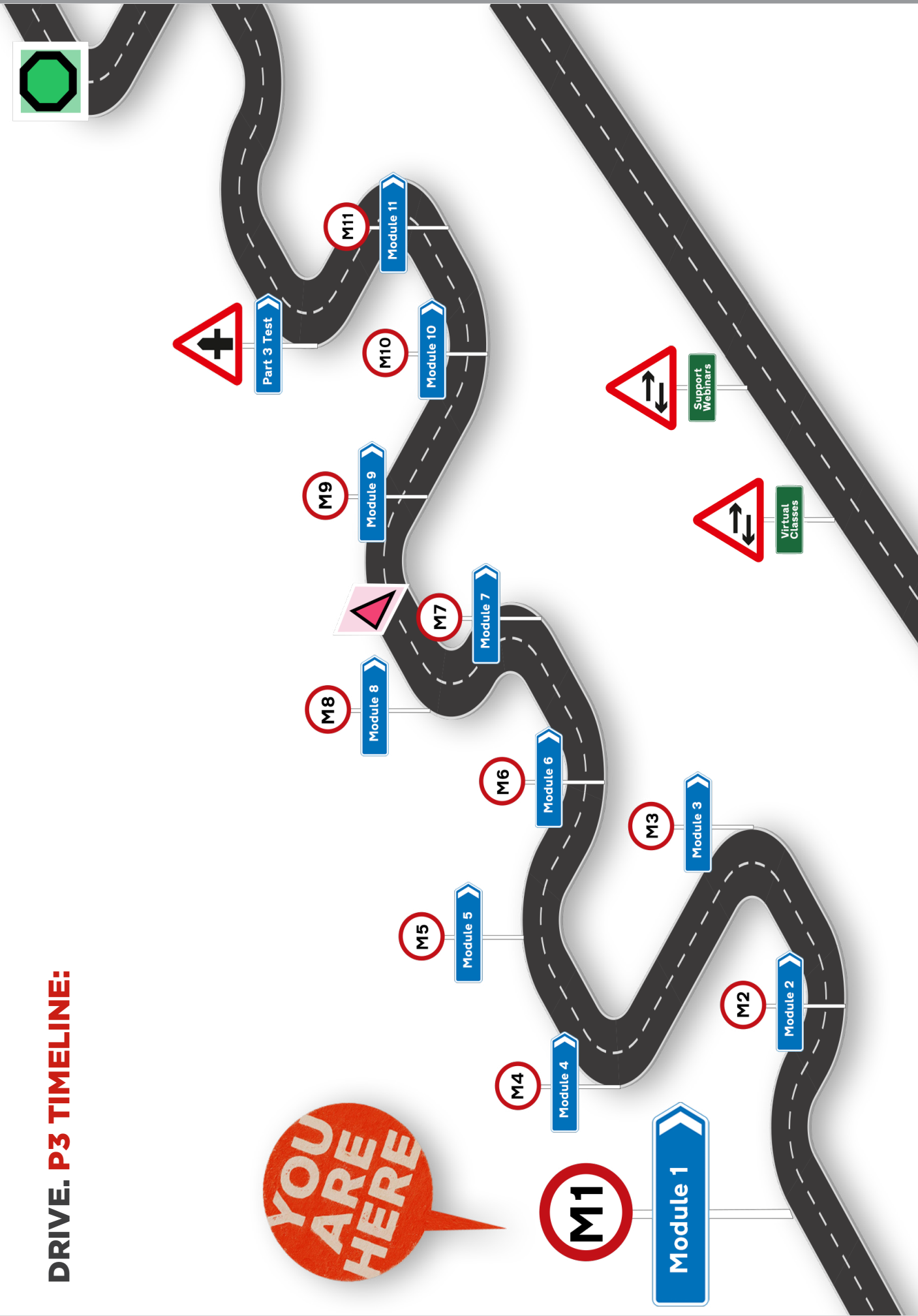
Lined writing area for extra notes.

DATE COMPLETED:

1st go:

Revision?:

DRIVE. P3 TIMELINE:



MOD 2



P3 MODULE 2 WORKBOOK

Core Skills 2

CONTENTS:

1: U1: Job Sharing	Pg 2-9
2: U2: Level Of Instruction	Pg 10-17
3: U3: Route Directions	Pg 18-25
4: U4: Watching the Learner	Pg 26-33
5: NSDRT	Pg 34-35



Unit 1 - Job Sharing - 1. ONLINE PREPARATION



- a. Scan the QR code
- b. Watch the videos in the online course
- c. Make notes below ready for your trainer
- d. Answer the questions from the course ready for your trainer



Unit 1 - Job Sharing - 2. PROJECT



- a. Scan the QR code
- b. Watch the videos in the online course
- c. Make notes below ready for your trainer
- d. Answer the questions from the course ready for your trainer



Subject Videos - Notes

Think: What are the important points? What do I want to discuss with trainer? What do I need help with or did not understand?



Project Videos - Notes

Think: What are the important points? What do I want to discuss with trainer? What do I need help with or did not understand?



Subject Videos - Questions

Now that you have watched the videos, please answer the questions in the course using the space below.



Project Videos - Questions

Now that you have watched the videos, please answer the questions in the course using the space below.

DATE COMPLETED:



1st go:



Revision?:

DATE COMPLETED:



1st go:



Revision?:

Unit 1 - Job Sharing - 1. IN-CAR PREP



- a. Scan the QR code
- b. Watch the videos in the online course
- c. Make notes below ready for your trainer
- d. Answer the questions from the course ready for your trainer



Subject Videos - Notes

Think: What are the important points? What do I want to discuss with trainer? What do I need help with or did not understand?

Lined writing area for notes



Subject Videos - Questions

Now that you have watched the videos, please answer the questions in the course using the space below.

Lined writing area for questions



Unit 1 - Job Sharing - 1. IN-CAR PREP

Think: What are the important points covered?

Lined writing area for reflection



Unit 1 - Job Sharing - 1. IN-CAR

Think: What are the important points covered?

Lined writing area for notes.



Unit 1 - Job Sharing - 1. IN-CAR

Think: What are the important points covered?

Lined writing area for notes.





Feedback

Think: What has the trainer asked me to work on? What have we identified? What has gone well/not gone well?

Lined writing area for feedback



Reflections/ Action Plan

Think: What has the trainer asked me to work on? What have we identified? What has gone well/not gone well?

Lined writing area for reflections and action plan



Trainer's Feedback and Advice

FOR TRAINER: What am I asking the trainee to work on and take to their Virtual Classes and in preparation for Trainee Licence?

Lined writing area for trainer's feedback and advice

SESSION RECORD:

 Date:

 Duration:

Unit 2 - Level of Instruction - 1. ONLINE PREPARATION



- a. Scan the QR code
- b. Watch the videos in the online course
- c. Make notes below ready for your trainer
- d. Answer the questions from the course ready for your trainer



Unit 2 - Level of Instruction - 2. PROJECT



- a. Scan the QR code
- b. Watch the videos in the online course
- c. Make notes below ready for your trainer
- d. Answer the questions from the course ready for your trainer



Subject Videos - Notes

Think: What are the important points? What do I want to discuss with trainer? What do I need help with or did not understand?



Project Videos - Notes

Think: What are the important points? What do I want to discuss with trainer? What do I need help with or did not understand?



Subject Videos - Questions

Now that you have watched the videos, please answer the questions in the course using the space below.



Project Videos - Questions

Now that you have watched the videos, please answer the questions in the course using the space below.

DATE COMPLETED:



1st go:



Revision?:

DATE COMPLETED:



1st go:



Revision?:

Unit 2 - Level of Instruction - 3. IN-CAR PREP



- a. Scan the QR code**
- b. Watch the videos in the online course**
- c. Make notes below ready for your trainer**
- d. Answer the questions from the course ready for your trainer**



Subject Videos - Notes

Think: What are the important points? What do I want to discuss with trainer? What do I need help with or did not understand?



Subject Videos - Questions

Now that you have watched the videos, please answer the questions in the course using the space below.



IN-CAR PREP

Think: What are the important points covered? Did we achieve what we set out to?

DATE COMPLETED:	1st go:	Revision?:
-----------------	---------	------------



Unit 2 - Level of Instruction - 3. IN-CAR

Think: What are the important points covered?

A series of horizontal lines for writing, spanning most of the page width.



Unit 2 - Level of Instruction - 3. IN-CAR

Think: What are the important points covered?

A series of horizontal lines for writing, spanning most of the page width.



Feedback

Think: What has the trainer asked me to work on? What have we identified? What has gone well/not gone well?

Lined writing area for feedback



Reflections/ Action Plan

Think: What has the trainer asked me to work on? What have we identified? What has gone well/not gone well?

Lined writing area for reflections and action plan



Trainer's Feedback and Advice

FOR TRAINER: What am I asking the trainee to work on and take to their Virtual Classes and in preparation for Trainee Licence?

Lined writing area for trainer's feedback and advice

SESSION RECORD:

 Date:

 Duration:

Unit 3 - Route Directions - 1. ONLINE PREPARATION



- a. Scan the QR code
- b. Watch the videos in the online course
- c. Make notes below ready for your trainer
- d. Answer the questions from the course ready for your trainer



Subject Videos - Notes

Think: What are the important points? What do I want to discuss with trainer? What do I need help with or did not understand?

Lined writing area for subject video notes.



Subject Videos - Questions

Now that you have watched the videos, please answer the questions in the course using the space below.

Lined writing area for subject video questions.

DATE COMPLETED:



1st go:



Revision?:

Unit 3 - Route Directions - 2. PROJECT



- a. Scan the QR code
- b. Watch the videos in the online course
- c. Make notes below ready for your trainer
- d. Answer the questions from the course ready for your trainer



Project Videos - Notes

Think: What are the important points? What do I want to discuss with trainer? What do I need help with or did not understand?

Lined writing area for project video notes.



Project Videos - Questions

Now that you have watched the videos, please answer the questions in the course using the space below.

Lined writing area for project video questions.

DATE COMPLETED:



1st go:



Revision?:

Unit 3 - Route Directions - 3. IN-CAR PREP



- a. Scan the QR code
- b. Watch the videos in the online course
- c. Make notes below ready for your trainer
- d. Answer the questions from the course ready for your trainer



Subject Videos - Notes

Think: What are the important points? What do I want to discuss with trainer? What do I need help with or did not understand?

Lined writing area for notes.



Subject Videos - Questions

Now that you have watched the videos, please answer the questions in the course using the space below.

Lined writing area for questions.



Unit 3 - Verbal Interventions - 3. IN-CAR PREP

Think: What are the important points covered? Did we achieve what we set out to?

Lined writing area for verbal interventions.



Unit 3 - Route Directions - 3. IN-CAR

Think: What are the important points covered?

Lined writing area for notes on the left page.



Unit 3 - Route Directions - 3. IN-CAR

Think: What are the important points covered?

Lined writing area for notes on the right page.



Feedback

Think: What has the trainer asked me to work on? What have we identified? What has gone well/not gone well?

Lined writing area for feedback



Reflections/ Action Plan

Think: What has the trainer asked me to work on? What have we identified? What has gone well/not gone well?

Lined writing area for reflections and action plan



Trainer's Feedback and Advice

FOR TRAINER: What am I asking the trainee to work on and take to their Virtual Classes and in preparation for Trainee Licence?

Lined writing area for trainer's feedback and advice

SESSION RECORD:



Date:



Duration:

Unit 4 - Watching the Learner - 1. ONLINE PREPARATION



- a. Scan the QR code
- b. Watch the videos in the online course
- c. Make notes below ready for your trainer
- d. Answer the questions from the course ready for your trainer



Unit 4 - Watching the Learner - 2. PROJECT



- a. Scan the QR code
- b. Watch the videos in the online course
- c. Make notes below ready for your trainer
- d. Answer the questions from the course ready for your trainer



Subject Videos - Notes

Think: What are the important points? What do I want to discuss with trainer? What do I need help with or did not understand?

Lined writing area for subject video notes.



Project Videos - Notes

Think: What are the important points? What do I want to discuss with trainer? What do I need help with or did not understand?

Lined writing area for project video notes.



Subject Videos - Questions

Now that you have watched the videos, please answer the questions in the course using the space below.

Lined writing area for subject video questions.



Project Videos - Questions

Now that you have watched the videos, please answer the questions in the course using the space below.

Lined writing area for project video questions.

DATE COMPLETED:



1st go:



Revision?:

DATE COMPLETED:



1st go:



Revision?:



Unit 4 - Watching the Learner - 3. IN-CAR

Think: What are the important points covered?

Lined writing area for the first page.



Unit 4 - Watching the Learner - 3. IN-CAR

Think: What are the important points covered?

Lined writing area for the second page.





Feedback

Think: What has the trainer asked me to work on? What have we identified? What has gone well/not gone well?

Lined writing area for feedback notes.



Reflections/ Action Plan

Think: What has the trainer asked me to work on? What have we identified? What has gone well/not gone well?

Lined writing area for reflections and action plan notes.



Trainer's Feedback and Advice

FOR TRAINER: What am I asking the trainee to work on and take to their Virtual Classes and in preparation for Trainee Licence?

Lined writing area for trainer's feedback and advice notes.

SESSION RECORD:

 Date:

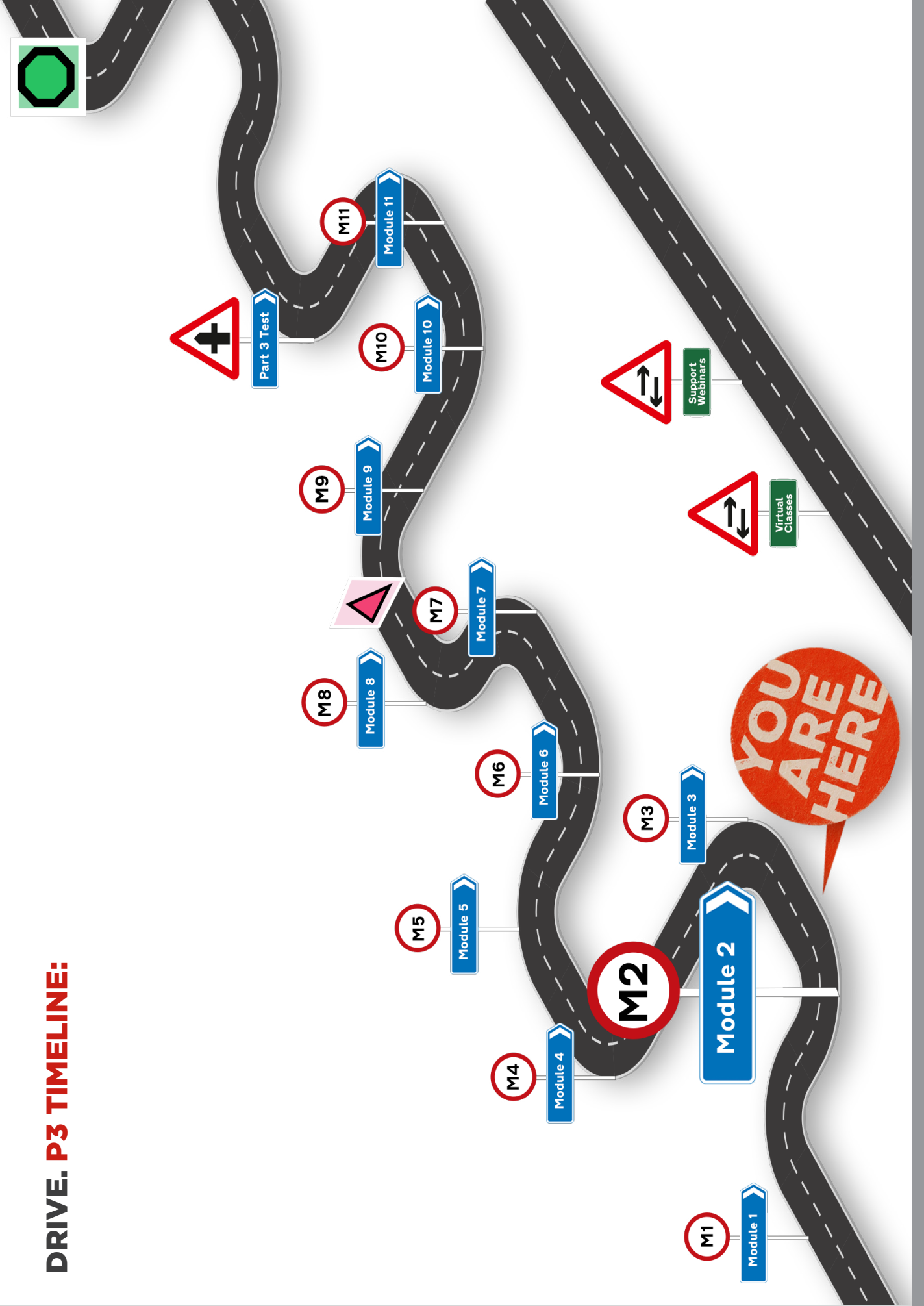
 Duration:

SESSION SIGNATURES:

 Trainee Signature:

 Trainer Signature:

DRIVE. P3 TIMELINE:



MOD 3



P3 MODULE 3 WORKBOOK

Core Skills 3

CONTENTS:

- 1: U1: Instructor's Anticipation & Planning
- 2: U2: Identifying Errors
- 3: U3: Verbal Interventions
- 4: U4: Physical Interventions
- 5: NSDRT

- Pg 2-9
- Pg 10-17
- Pg 18-25
- Pg 26-33
- Pg 34-35



Unit 1 - Instructor's Anticipation & Planning - 1. ONLINE PREPARATION



- a. Scan the QR code
- b. Watch the videos in the online course
- c. Make notes below ready for your trainer
- d. Answer the questions from the course ready for your trainer



Subject Videos - Notes

Think: What are the important points? What do I want to discuss with trainer? What do I need help with or did not understand?

Lined area for taking notes on subject videos.



Subject Videos - Questions

Now that you have watched the videos, please answer the questions in the course using the space below.

Lined area for answering questions about subject videos.

DATE COMPLETED:



1st go:



Revision?:

Unit 1 - Instructor's Anticipation & Planning - 2. PROJECT



- a. Scan the QR code
- b. Watch the videos in the online course
- c. Make notes below ready for your trainer
- d. Answer the questions from the course ready for your trainer



Project Videos - Notes

Think: What are the important points? What do I want to discuss with trainer? What do I need help with or did not understand?

Lined area for taking notes on project videos.



Project Videos - Questions

Now that you have watched the videos, please answer the questions in the course using the space below.

Lined area for answering questions about project videos.

DATE COMPLETED:



1st go:



Revision?:



Unit 1 - Instructor's Anticipation & Planning - 1. IN-CAR PREP



- a. Scan the QR code
- b. Watch the videos in the online course
- c. Make notes below ready for your trainer
- d. Answer the questions from the course ready for your trainer



Subject Videos - Notes

Think: What are the important points? What do I want to discuss with trainer? What do I need help with or did not understand?

Lined writing area for notes



Subject Videos - Questions

Now that you have watched the videos, please answer the questions in the course using the space below.

Lined writing area for questions



Unit 1 - Instructor's Anticipation & Planning - 1. IN-CAR PREP

Think: What are the important points covered?

Lined writing area for reflection

DATE COMPLETED:

1st go:

Revision?:





Feedback

Think: What has the trainer asked me to work on? What have we identified? What has gone well/not gone well?

Lined writing area for feedback



Reflections/ Action Plan

Think: What has the trainer asked me to work on? What have we identified? What has gone well/not gone well?

Lined writing area for reflections and action plan



Trainer's Feedback and Advice

FOR TRAINER: What am I asking the trainee to work on and take to their Virtual Classes and in preparation for Trainee Licence?

Lined writing area for trainer's feedback and advice

SESSION RECORD:



Date:



Duration:



Unit 2 - Identifying Errors - 1. ONLINE PREPARATION



- a. Scan the QR code
- b. Watch the videos in the online course
- c. Make notes below ready for your trainer
- d. Answer the questions from the course ready for your trainer



Unit 2 - Identifying Errors - 2. PROJECT



- a. Scan the QR code
- b. Watch the videos in the online course
- c. Make notes below ready for your trainer
- d. Answer the questions from the course ready for your trainer



Subject Videos - Notes

Think: What are the important points? What do I want to discuss with trainer? What do I need help with or did not understand?



Project Videos - Notes

Think: What are the important points? What do I want to discuss with trainer? What do I need help with or did not understand?



Subject Videos - Questions

Now that you have watched the videos, please answer the questions in the course using the space below.



Project Videos - Questions

Now that you have watched the videos, please answer the questions in the course using the space below.

DATE COMPLETED:

1st go:

Revision?:

DATE COMPLETED:

1st go:

Revision?:



Unit 2 - Identifying Errors - 3. IN-CAR

Think: What are the important points covered?



Unit 2 - Identifying Errors - 3. IN-CAR

Think: What are the important points covered?





Feedback

Think: What has the trainer asked me to work on? What have we identified? What has gone well/not gone well?

Lined writing area for feedback.



Reflections/ Action Plan

Think: What has the trainer asked me to work on? What have we identified? What has gone well/not gone well?

Lined writing area for reflections and action plan.



Trainer's Feedback and Advice

FOR TRAINER: What am I asking the trainee to work on and take to their Virtual Classes and in preparation for Trainee Licence?

Lined writing area for trainer's feedback and advice.

SESSION RECORD:

 Date:

 Duration:

Unit 3 - Verbal Interventions - 1. ONLINE PREPARATION



- Scan the QR code
- Watch the videos in the online course
- Make notes below ready for your trainer
- Answer the questions from the course ready for your trainer



Unit 3 - Verbal Interventions - 2. PROJECT



- Scan the QR code
- Watch the videos in the online course
- Make notes below ready for your trainer
- Answer the questions from the course ready for your trainer

**Subject Videos - Notes**

Think: What are the important points? What do I want to discuss with trainer? What do I need help with or did not understand?

**Project Videos - Notes**

Think: What are the important points? What do I want to discuss with trainer? What do I need help with or did not understand?

**Subject Videos - Questions**

Now that you have watched the videos, please answer the questions in the course using the space below.

**Project Videos - Questions**

Now that you have watched the videos, please answer the questions in the course using the space below.

DATE COMPLETED:



1st go:



Revision?:

DATE COMPLETED:



1st go:



Revision?:



Unit 3 - Verbal Interventions - 3. IN-CAR

Think: What are the important points covered?



Unit 3 - Verbal Interventions - 3. IN-CAR

Think: What are the important points covered?





Feedback

Think: What has the trainer asked me to work on? What have we identified? What has gone well/not gone well?

Lined writing area for feedback notes.



Reflections/ Action Plan

Think: What has the trainer asked me to work on? What have we identified? What has gone well/not gone well?

Lined writing area for reflections and action plan notes.



Trainer's Feedback and Advice

FOR TRAINER: What am I asking the trainee to work on and take to their Virtual Classes and in preparation for Trainee Licence?

Lined writing area for trainer's feedback and advice notes.

SESSION RECORD:



Date:



Duration:

Unit 4 - Reflecting - 1. ONLINE PREPARATION



- a. Scan the QR code
- b. Watch the videos in the online course
- c. Make notes below ready for your trainer
- d. Answer the questions from the course ready for your trainer



Unit 4 - Reflecting - 2. PROJECT



- a. Scan the QR code
- b. Watch the videos in the online course
- c. Make notes below ready for your trainer
- d. Answer the questions from the course ready for your trainer



Subject Videos - Notes

Think: What are the important points? What do I want to discuss with trainer? What do I need help with or did not understand?

Lined area for notes



Project Videos - Notes

Think: What are the important points? What do I want to discuss with trainer? What do I need help with or did not understand?

Lined area for notes



Subject Videos - Questions

Now that you have watched the videos, please answer the questions in the course using the space below.

Lined area for questions



Project Videos - Questions

Now that you have watched the videos, please answer the questions in the course using the space below.

Lined area for questions

DATE COMPLETED:

1st go:

Revision?:

DATE COMPLETED:

1st go:

Revision?:



Unit 4 - Physical Interventions - 3. IN-CAR

Think: What are the important points covered?

Lined writing area for notes on the left page.



Unit 4 - Physical Interventions - 3. IN-CAR

Think: What are the important points covered?

Lined writing area for notes on the right page.



Feedback

Think: What has the trainer asked me to work on? What have we identified? What has gone well/not gone well?

Lined writing area for feedback



Reflections/ Action Plan

Think: What has the trainer asked me to work on? What have we identified? What has gone well/not gone well?

Lined writing area for reflections and action plan



Trainer's Feedback and Advice

FOR TRAINER: What am I asking the trainee to work on and take to their Virtual Classes and in preparation for Trainee Licence?

Lined writing area for trainer's feedback and advice

SESSION RECORD:

 Date:

 Duration:

SESSION SIGNATURES:

 Trainee Signature:

 Trainer Signature:

Module 3 - NSDRT References



- a. Scan the QR code
- b. Watch the videos in the online course
- c. Make notes below ready for your trainer
- d. Answer the questions from the course ready for your trainer



Subject Videos - Notes

Think: What are the important points? What do I need help with or did not understand?



Subject Videos - Questions

Now that you have watched the videos, please answer the questions in the course using the space below.



EXTRA NOTES

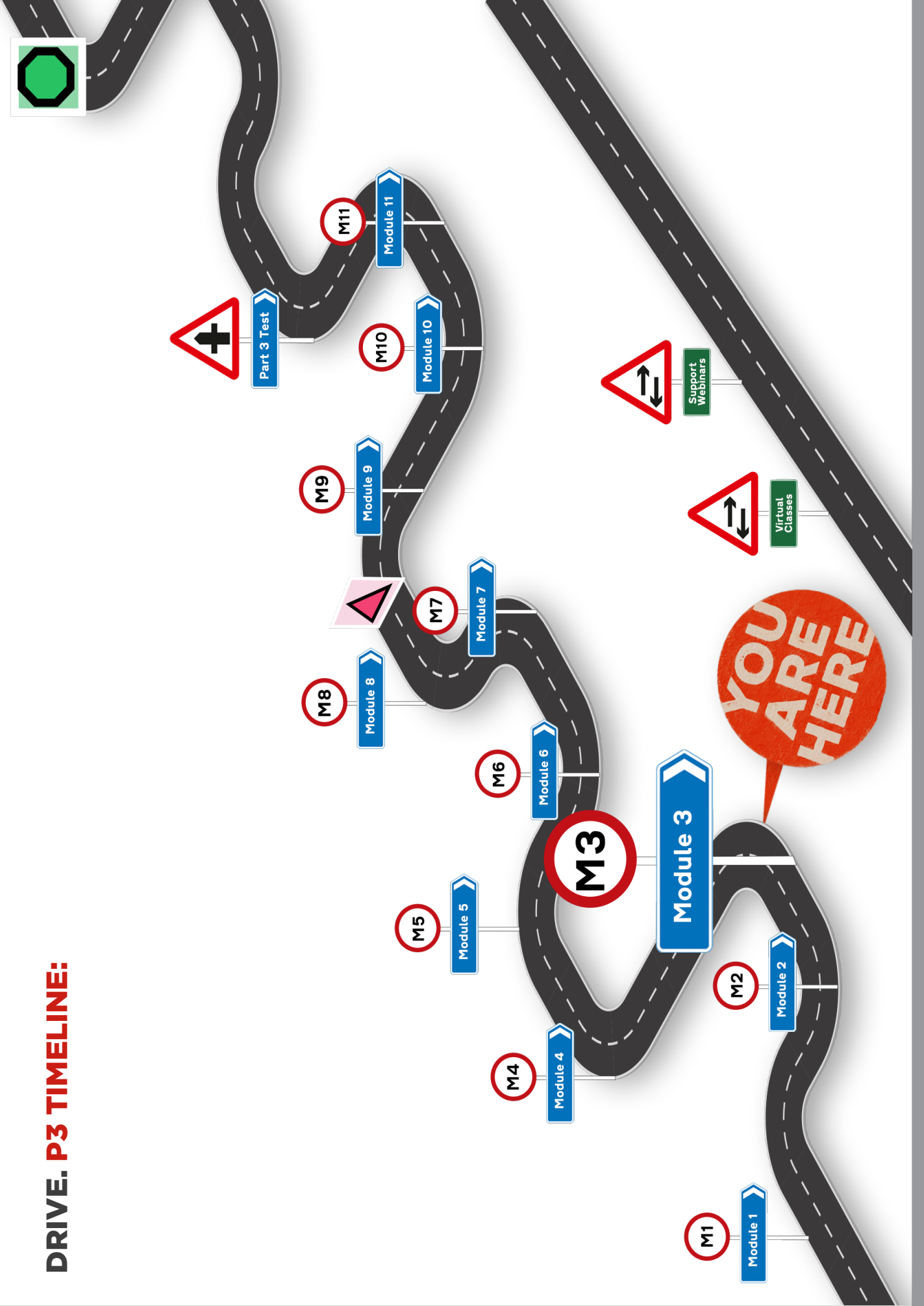
Think: What are the important points covered? Did we achieve what we set out to?

DATE COMPLETED:

1st go:

Revision?:

DRIVE. P3 TIMELINE:



MOD 4



P3 MODULE 4 WORKBOOK

Core Skills 4

CONTENTS:

1: U1: Feedback

2: U2: Remedial Action

3: U3: Adapting

4: U4: Reflecting

5: NSDRT

Pg 2-9

Pg 10-17

Pg 18-25

Pg 26-33

Pg 34-35



Unit 1 - Feedback - 1. ONLINE PREPARATION



- a. Scan the QR code
- b. Watch the videos in the online course
- c. Make notes below ready for your trainer
- d. Answer the questions from the course ready for your trainer



Unit 1 - Feedback - 2. PROJECT



- a. Scan the QR code
- b. Watch the videos in the online course
- c. Make notes below ready for your trainer
- d. Answer the questions from the course ready for your trainer



Subject Videos - Notes

Think: What are the important points? What do I want to discuss with trainer? What do I need help with or did not understand?



Project Videos - Notes

Think: What are the important points? What do I want to discuss with trainer? What do I need help with or did not understand?



Subject Videos - Questions

Now that you have watched the videos, please answer the questions in the course using the space below.



Project Videos - Questions

Now that you have watched the videos, please answer the questions in the course using the space below.

DATE COMPLETED:



1st go:



Revision?:

DATE COMPLETED:



1st go:



Revision?:



Unit 1 - Feedback - 1. IN-CAR PREP



- a. Scan the QR code
- b. Watch the videos in the online course
- c. Make notes below ready for your trainer
- d. Answer the questions from the course ready for your trainer



Subject Videos - Notes

Think: What are the important points? What do I want to discuss with trainer? What do I need help with or did not understand?

Lined writing area for subject video notes.



Subject Videos - Questions

Now that you have watched the videos, please answer the questions in the course using the space below.

Lined writing area for subject video questions.



Unit 1 - Feedback - 1. IN-CAR PREP

Think: What are the important points covered?

Lined writing area for unit feedback questions.

DATE COMPLETED:



1st go:



Revision?:





Unit 1 - Feedback - 1. IN-CAR

Think: What are the important points covered?

Lined writing area for notes.



Unit 1 - Feedback - 1. IN-CAR

Think: What are the important points covered?

Lined writing area for notes.



Feedback

Think: What has the trainer asked me to work on? What have we identified? What has gone well/not gone well?

Lined writing area for feedback notes.



Reflections/ Action Plan

Think: What has the trainer asked me to work on? What have we identified? What has gone well/not gone well?

Lined writing area for reflections and action plan.



Trainer's Feedback and Advice

FOR TRAINER: What am I asking the trainee to work on and take to their Virtual Classes and in preparation for Trainee Licence?

Lined writing area for trainer's feedback and advice.

SESSION RECORD:

 Date:

 Duration:

Unit 2 - Remedial Action - 1. ONLINE PREPARATION



- a. Scan the QR code
- b. Watch the videos in the online course
- c. Make notes below ready for your trainer
- d. Answer the questions from the course ready for your trainer



Unit 2 - Remedial Action - 2. PROJECT



- a. Scan the QR code
- b. Watch the videos in the online course
- c. Make notes below ready for your trainer
- d. Answer the questions from the course ready for your trainer



Subject Videos - Notes

Think: What are the important points? What do I want to discuss with trainer? What do I need help with or did not understand?

Lined writing area for subject video notes.



Project Videos - Notes

Think: What are the important points? What do I want to discuss with trainer? What do I need help with or did not understand?

Lined writing area for project video notes.



Subject Videos - Questions

Now that you have watched the videos, please answer the questions in the course using the space below.

Lined writing area for subject video questions.



Project Videos - Questions

Now that you have watched the videos, please answer the questions in the course using the space below.

Lined writing area for project video questions.

DATE COMPLETED:



1st go:



Revision?:

DATE COMPLETED:



1st go:



Revision?:

Unit 2 - Remedial Action - 3. IN-CAR PREP



- a. Scan the QR code
- b. Watch the videos in the online course
- c. Make notes below ready for your trainer
- d. Answer the questions from the course ready for your trainer



Subject Videos - Notes

Think: What are the important points? What do I want to discuss with trainer? What do I need help with or did not understand?

Lined writing area for subject video notes.



Subject Videos - Questions

Now that you have watched the videos, please answer the questions in the course using the space below.

Lined writing area for subject video questions.



IN-CAR PREP

Think: What are the important points covered? Did we achieve what we set out to?

Lined writing area for in-car prep notes.

DATE COMPLETED:

1st go:

Revision?:



Feedback

Think: What has the trainer asked me to work on? What have we identified? What has gone well/not gone well?

Lined writing area for feedback notes.



Reflections/ Action Plan

Think: What has the trainer asked me to work on? What have we identified? What has gone well/not gone well?

Lined writing area for reflections and action plan.



Trainer's Feedback and Advice

FOR TRAINER: What am I asking the trainee to work on and take to their Virtual Classes and in preparation for Trainee Licence?

Lined writing area for trainer's feedback and advice.

SESSION RECORD:

 Date:

 Duration:

Unit 3 - Adapting - 1. ONLINE PREPARATION



- a. Scan the QR code**
- b. Watch the videos in the online course**
- c. Make notes below ready for your trainer**
- d. Answer the questions from the course ready for your trainer**



Unit 3 - Adapting - 2. PROJECT



- a. Scan the QR code**
- b. Watch the videos in the online course**
- c. Make notes below ready for your trainer**
- d. Answer the questions from the course ready for your trainer**



Subject Videos - Notes

Think: What are the important points? What do I want to discuss with trainer? What do I need help with or did not understand?



Project Videos - Notes

Think: What are the important points? What do I want to discuss with trainer? What do I need help with or did not understand?



Subject Videos - Questions

Now that you have watched the videos, please answer the questions in the course using the space below.



Project Videos - Questions

Now that you have watched the videos, please answer the questions in the course using the space below.

DATE COMPLETED:



1st go:



Revision?:

DATE COMPLETED:



1st go:



Revision?:



Unit 3 - Adapting - 3. IN-CAR

Think: What are the important points covered?

Lined writing area for notes.



Unit 3 - Adapting - 3. IN-CAR

Think: What are the important points covered?

Lined writing area for notes.





Feedback

Think: What has the trainer asked me to work on? What have we identified? What has gone well/not gone well?

Lined writing area for feedback notes.



Reflections/ Action Plan

Think: What has the trainer asked me to work on? What have we identified? What has gone well/not gone well?

Lined writing area for reflections and action plan.



Trainer's Feedback and Advice

FOR TRAINER: What am I asking the trainee to work on and take to their Virtual Classes and in preparation for Trainee Licence?

Lined writing area for trainer's feedback and advice.

SESSION RECORD:



Date:



Duration:

Unit 4 - Reflecting - 1. ONLINE PREPARATION



- a. Scan the QR code
- b. Watch the videos in the online course
- c. Make notes below ready for your trainer
- d. Answer the questions from the course ready for your trainer



Unit 4 - Reflecting - 2. PROJECT



- a. Scan the QR code
- b. Watch the videos in the online course
- c. Make notes below ready for your trainer
- d. Answer the questions from the course ready for your trainer



Subject Videos - Notes

Think: What are the important points? What do I want to discuss with trainer? What do I need help with or did not understand?



Project Videos - Notes

Think: What are the important points? What do I want to discuss with trainer? What do I need help with or did not understand?



Subject Videos - Questions

Now that you have watched the videos, please answer the questions in the course using the space below.



Project Videos - Questions

Now that you have watched the videos, please answer the questions in the course using the space below.

DATE COMPLETED:

1st go:

Revision?:

DATE COMPLETED:

1st go:

Revision?:

Unit 4 - Reflecting - 3. IN-CAR PREP



- a. Scan the QR code**
- b. Watch the videos in the online course**
- c. Make notes below ready for your trainer**
- d. Answer the questions from the course ready for your trainer**



Unit 4 - Reflecting - 3. IN-CAR PREP

Think: What are the important points covered? Did we achieve what we set out to?



Subject Videos - Notes

Think: What are the important points? What do I want to discuss with trainer? What do I need help with or did not understand?



Subject Videos - Questions

Now that you have watched the videos, please answer the questions in the course using the space below.

DATE COMPLETED:

 1st go:

 Revision?:



Unit 4 - Reflecting - 3. IN-CAR

Think: What are the important points covered?

Lined writing area for reflection notes.



Unit 4 - Reflecting - 3. IN-CAR

Think: What are the important points covered?

Lined writing area for reflection notes.



Feedback

Think: What has the trainer asked me to work on? What have we identified? What has gone well/not gone well?

Lined writing area for feedback



Reflections/ Action Plan

Think: What has the trainer asked me to work on? What have we identified? What has gone well/not gone well?

Lined writing area for reflections and action plan



Trainer's Feedback and Advice

FOR TRAINER: What am I asking the trainee to work on and take to their Virtual Classes and in preparation for Trainee Licence?

Lined writing area for trainer's feedback and advice

SESSION RECORD:

 Date:

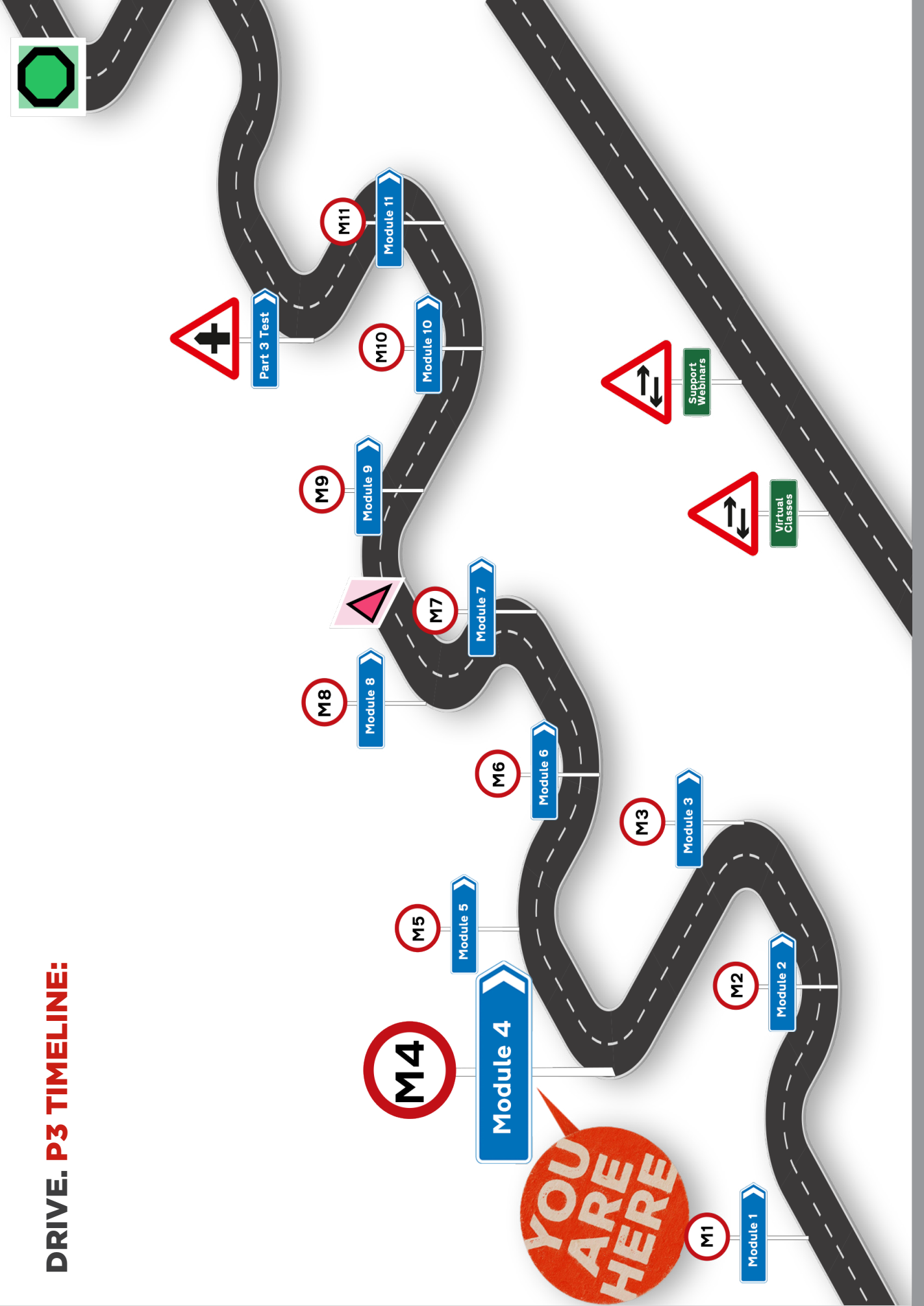
 Duration:

SESSION SIGNATURES:

 Trainee Signature:

 Trainer Signature:

DRIVE. P3 TIMELINE:



MOD 5



P3 MODULE 5 WORKBOOK

Lesson Structure 1 - Mini Lessons

CONTENTS:

1: U1: Student Issues - Online Prep & Project	Pg 2-3
2: U1: Student Issues - In-Car	Pg 4-11
3: U2: Lesson Structure Mini Lessons - Online Prep & Project	Pg 12-13
4: U2: Lesson Structure Mini Lessons - In-Car Prep Examples	Pg 14-15
5: U2: Lesson Structure Mini Lessons - In-Car Exercises 2-5	Pg 16-27
6: Reflection & NSDRT	Pg 28-31



Unit 1 - Student Issues - 1. ONLINE PREPARATION



- a. Scan the QR code
- b. Watch the videos in the online course



Unit 1 - Student Issues - 2. PROJECT

Unit 1 - Student Issues - 2. PROJECT



- a. Scan the QR code
- b. Watch the videos in the online course
- c. Make notes below ready for your trainer
- d. Answer the questions from the course ready for your trainer



Project Video - Notes

Think: Which areas do you feel you need help?



Project - Reflection of work completed

Think: Which areas do you feel you need help?

UNIT REF	Unit Name	Confidence score - coursework	Confidence score - in-car
M1 U1	Instructor's Role and Workplace	<input type="checkbox"/>	<input type="checkbox"/>
M1 U2	How to Use Questions	<input type="checkbox"/>	<input type="checkbox"/>
M1 U3	Conversations	<input type="checkbox"/>	<input type="checkbox"/>
M1 U4	Finding the Known - Using VTS	<input type="checkbox"/>	<input type="checkbox"/>
M2 U1	Job Sharing	<input type="checkbox"/>	<input type="checkbox"/>
M2 U2	Level of Instruction	<input type="checkbox"/>	<input type="checkbox"/>
M2 U3	Route Direction	<input type="checkbox"/>	<input type="checkbox"/>
M2 U4	Watching the Learner	<input type="checkbox"/>	<input type="checkbox"/>
M3 U1	Anticipation & Planning	<input type="checkbox"/>	<input type="checkbox"/>
M3 U2	Identifying Errors	<input type="checkbox"/>	<input type="checkbox"/>
M3 U3	Verbal Intervention	<input type="checkbox"/>	<input type="checkbox"/>
M3 U4	Physical Intervention	<input type="checkbox"/>	<input type="checkbox"/>
M4 U1	Feedback	<input type="checkbox"/>	<input type="checkbox"/>
M4 U2	Remedial Action / SAS	<input type="checkbox"/>	<input type="checkbox"/>
M4 U3	Adapting a Lesson	<input type="checkbox"/>	<input type="checkbox"/>
M4 U4	Reflecting on Performance	<input type="checkbox"/>	<input type="checkbox"/>

DATE COMPLETED:



1st go:



Revision?:

DATE COMPLETED:



1st go:



Revision?:



Unit 4 - Reflecting - 3. IN-CAR



- a. Scan the QR code
- b. Watch the video in the online course
- c. NO Questions to answer in this Unit



In-Car Exercises - Work, Notes

Think: What are the important points covered? Did we achieve what we set out to?



In-Car Exercises - Work, Notes

Think: What are the important points covered? Did we achieve what we set out to?





In-Car Exercises - Work, Notes

Think: What are the important points covered? Did we achieve what we set out to?

Lined writing area for notes on the left page.



In-Car Exercises - Work, Notes

Think: What are the important points covered? Did we achieve what we set out to?

Lined writing area for notes on the right page.



Feedback

Think: What has the trainer asked me to work on? What have we identified? What has gone well/not gone well?

Lined writing area for student feedback on page 8.



Feedback

Think: What has the trainer asked me to work on? What have we identified? What has gone well/not gone well?

Lined writing area for student feedback on page 9.



Reflections/ Action Plan

Think: What has the trainer asked me to work on? What have we identified? What has gone well/not gone well?

Lined writing area for reflections and action plan.



Reflections/ Action Plan

Think: What has the trainer asked me to work on? What have we identified? What has gone well/not gone well?

Lined writing area for reflections and action plan.

SESSION RECORD:



Date:



Duration:

Unit 2 - Concept of Mini Lessons - 1. ONLINE PREPARATION



- a. Scan the QR code
- b. Watch the videos in the online course
- c. Make notes below ready for your trainer
- d. Answer the questions from the course ready for your trainer



Unit 2 - Concept of Mini Lessons - 2. PROJECT



- a. Scan the QR code
- b. Watch the videos in the online course
- c. Make notes below ready for your trainer
- d. Answer the questions from the course ready for your trainer



Subject Videos - Notes

Think: What are the important points? What do I want to discuss with trainer? What do I need help with or did not understand?



Project:



Subject Videos - Questions

Now that you have watched the videos, please answer the questions in the course using the space below.

DATE COMPLETED:

1st go:

Revision?:

DATE COMPLETED:

1st go:

Revision?:

Unit 2 - Concept of Mini Lessons - 3. IN-CAR PREP Example Videos



- a. Scan the QR code
- b. Watch the videos in the online course
- c. Make notes below ready for your trainer
- d. Answer the questions from the course ready for your trainer



Subject Videos - Notes

Think: What are the important points? What do I want to discuss with trainer? What do I need help with or did not understand?

Lined area for taking notes.



Subject Videos - Questions

Now that you have watched the videos, please answer the questions in the course using the space below.

Lined area for writing questions.



Subject Videos - Questions

Now that you have watched the videos, please answer the questions in the course using the space below.

Lined area for writing questions.

DATE COMPLETED:

1st go:

Revision?:

DATE COMPLETED:

1st go:

Revision?:



Concept of Mini Lessons - 3. IN-CAR Exercise 2: Brainstorm Move Off & Stop

Think: What are the important points covered?

Lined writing area for notes.



Concept of Mini Lessons - 3. IN-CAR Exercise 2: Brainstorm Move Off & Stop

Think: What are the important points covered?

Lined writing area for notes.



IN-CAR Exercise 2: 'Move Off & Stop- Full Talk-through'

Please complete:

Mini Lesson 2 Step 1 Recap/Identify Need

Think: How did PDI recap previous experience? How did PDI use conversational skills? Did PDI use a VTS - why? Was the training area suitable for the pupil's need?

Lined area for notes.

Mini Lesson 2 Step 2 Job Sharing

Think: Did PDI discuss knowns and unknowns? How did PDI agree an appropriate level of support? Did PDI discuss route specific risks?

Lined area for notes.

Mini Lesson 2 Step 3 Watching Learner/Doing Your Job

Think: Was I aware of the pupil's actions? Was I aware of the surrounding areas? Did I deliver the level of help agreed? Did I need to use verbal or physical intervention?

Lined area for notes.

Step 4 Eliciting Feedback/Adapting

Think: How did PDI elicit positive feedback? How was the lesson adapted in response to pupil's performance?

Lined area for notes.



IN-CAR Exercise 3: 'Move Off & Stop- Prompt with Q&A'

Please complete:

Mini Lesson 3 Step 1 Recap/Identify Need

Think: How did PDI recap previous experience? How did PDI use conversational skills? Did PDI use a VTS - why? Was the training area suitable for the pupil's need?

Lined area for notes.

Mini Lesson 3 Step 2 Job Sharing

Think: Did PDI discuss knowns and unknowns? How did PDI agree an appropriate level of support? Did PDI discuss route specific risks?

Lined area for notes.

Mini Lesson 3 Step 3 Watching Learner/Doing Your Job

Think: Was I aware of the pupil's actions? Was I aware of the surrounding areas? Did I deliver the level of help agreed? Did I need to use verbal or physical intervention?

Lined area for notes.

Step 4 Eliciting Feedback/Adapting

Think: How did PDI elicit positive feedback? How was the lesson adapted in response to pupil's performance?

Lined area for notes.





IN-CAR Exercise 4: 'Move Off & Stop - Step in if needed'

Please complete:

Mini Lesson 2 Step 1 Recap/Identify Need

Think: How did PDI recap previous experience? How did PDI use conversational skills? Did PDI use a VTS - why? Was the training area suitable for the pupil's need?

Mini Lesson 2 Step 2 Job Sharing

Think: Did PDI discuss knowns and unknowns? How did PDI agree an appropriate level of support? Did PDI discuss route specific risks?

Mini Lesson 2 Step 3 Watching Learner/Doing Your Job

Think: Was I aware of the pupil's actions? Was I aware of the surrounding areas? Did I deliver the level of help agreed? Did I need to use verbal or physical intervention?

Step 4 Eliciting Feedback/Adapting

Think: How did PDI elicit positive feedback? How was the lesson adapted in response to pupil's performance?



Feedback

Think: What has the trainer asked me to work on? What have we identified? What has gone well/not gone well?



IN-CAR Exercise 5: 'Move Off & Stop - Full Independence'
Please complete:

Mini Lesson 2 Step 1 Recap/Identify Need

Think: How did PDI recap previous experience? How did PDI use conversational skills? Did PDI use a VTS - why? Was the training area suitable for the pupil's need?

Mini Lesson 2 Step 2 Job Sharing

Think: Did PDI discuss knowns and unknowns? How did PDI agree an appropriate level of support? Did PDI discuss route specific risks?

Mini Lesson 2 Step 3 Watching Learner/Doing Your Job

Think: Was I aware of the pupil's actions? Was I aware of the surrounding areas? Did I deliver the level of help agreed? Did I need to use verbal or physical intervention?

Mini Lesson 3 Step 4 Eliciting Feedback/Adapting

Think: How did PDI elicit positive feedback? How was the lesson adapted in response to pupil's performance?

Mini Lesson 3 Step 5 Reflection

Think: Has a learning need/goal been achieved to be reflected upon, or has the learning need changed? What are the learner's next steps?



Feedback

Think: What has the trainer asked me to work on? What have we identified? What has gone well/not gone well?





Reflections/ Action Plan

Think: What has the trainer asked me to work on? What have we identified? What has gone well/not gone well?

Lined writing area for reflections and action plan.



Reflections/ Action Plan

Think: What has the trainer asked me to work on? What have we identified? What has gone well/not gone well?

Lined writing area for reflections and action plan.

SESSION RECORD:



Date:



Duration:



Trainer's Feedback and Advice

FOR TRAINER: What am I asking the trainee to work on and take to their Virtual Classes and in preparation for Trainee Licence?

Lined area for writing feedback and advice.

Module 5 - NSDRT References



- a. Scan the QR code
- b. Watch the videos in the online course
- c. Make notes below ready for your trainer
- d. Answer the questions from the course ready for your trainer



Subject Videos - Notes

Think: What are the important points? What do I need help with or did not understand?

Lined area for taking notes on subject videos.



Subject Videos - Questions

Now that you have watched the videos, please answer the questions in the course using the space below.

Lined area for answering questions from the course.

SESSION SIGNATURES:



Trainee Signature:



Trainer Signature:

DATE COMPLETED:



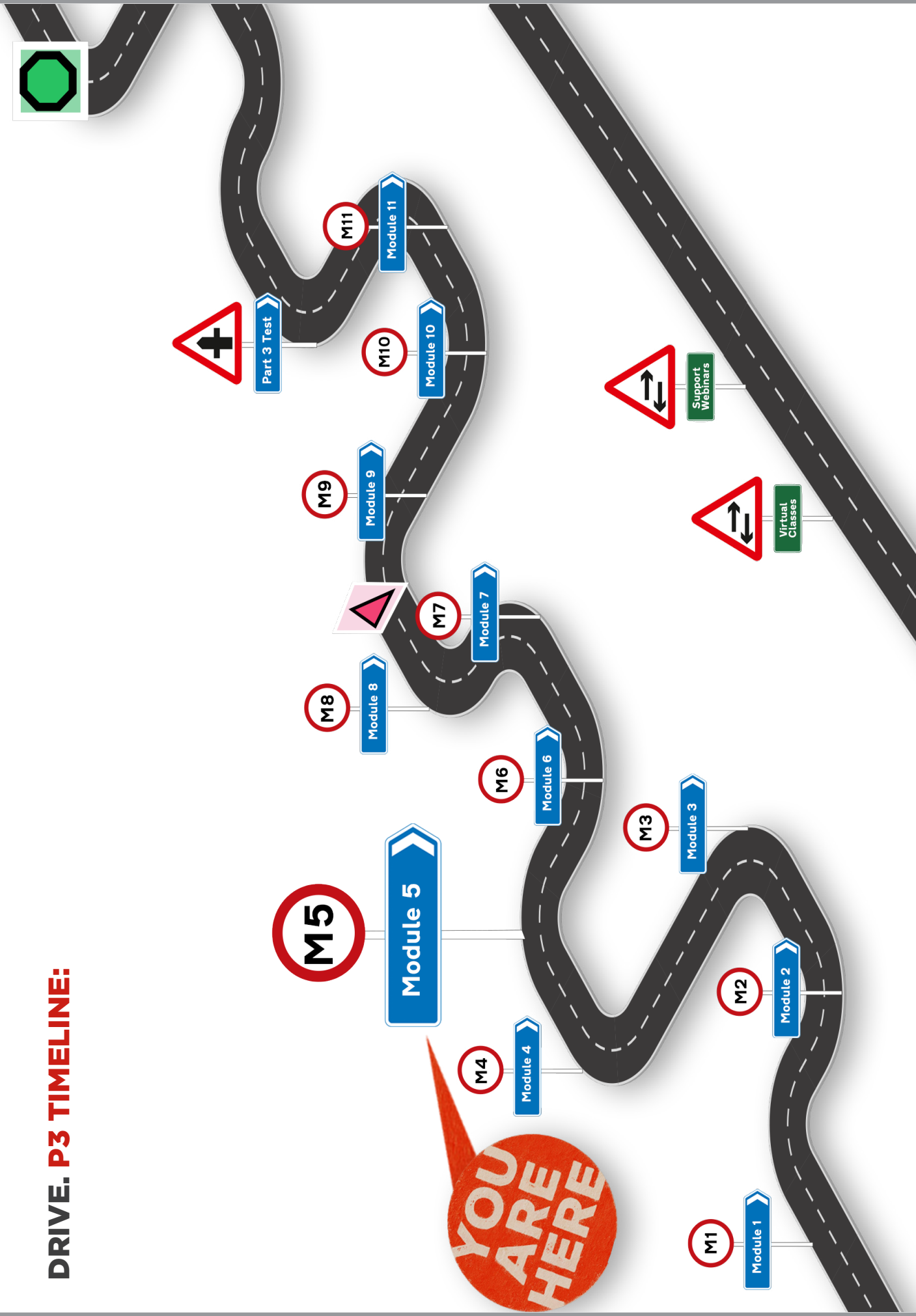
1st go:



Revision?:

DRIVE. P3 TIMELINE:

YOU ARE HERE



MOD 6



DRIVE

P3 MODULE 6 WORKBOOK

Mini Lessons

CONTENTS:

1: Mini Lessons - 1. Online Preparation	Pg 2
2: Mini Lessons - 2. Project	Pg 3
3: Mini Lessons - 3. IN-CAR PREP Examples Videos	Pg 4-11
4: Building on Mini Lessons - IN-CAR Exercise 2	Pg 12-19
5: Building on Mini Lessons - IN-CAR Exercise 3	Pg 20-25
6: Building on Mini Lessons - IN-CAR Exercise 4	Pg 26-31
7: Building on Mini Lessons - IN-CAR Exercise 5	Pg 32-37
8: Building on Mini Lessons - IN-CAR Exercise 6	Pg 38-43
9: Reflections & NSDRT	Pg 44-47



Lesson Structure: Mini Lessons ONLINE PREPARATION



- a. Scan the QR code
- b. Watch the videos in the online course
- c. Make notes below ready for your trainer
- d. Answer the questions from the course ready for your trainer



Subject Videos - Notes
Think: What are the important points? What do I want to discuss with trainer? What do I need help with or did not understand?

DATE COMPLETED:

1st go:

Revision?:

Lesson Structure: Mini Lessons - PROJECT



- a. Scan the QR code
- b. Watch the videos in the online course
- c. Make notes below ready for your trainer
- d. Answer the questions from the course ready for your trainer



Project Videos - Notes
Think: What are the important points? What do I want to discuss with trainer? What do I need help with or did not understand?



Project Videos - Questions
Now that you have watched the videos, please answer the questions in the course using the space below.

DATE COMPLETED:

1st go:

Revision?:

Mini Lessons - IN-CAR PREP Exercise 2: Example Videos 1 - 5



- a. Scan the QR code
- b. Watch the videos in the online course
- c. Make notes below ready for your trainer
- d. Answer the questions from the course ready for your trainer



Subject Videos - Notes

Think: What are the important points? What do I want to discuss with trainer? What do I need help with or did not understand?

Lined area for taking notes.



Subject Videos - Questions

Now that you have watched the videos, please answer the questions in the course using the space below.

Lined area for writing questions.



Subject Videos - Questions

Now that you have watched the videos, please answer the questions in the course using the space below.

Lined area for writing questions.

DATE COMPLETED:

1st go:

Revision?:

DATE COMPLETED:

1st go:

Revision?:

Mini Lessons - IN-CAR PREP Exercise 3: Example Videos 1 - 5



- a. Scan the QR code
- b. Watch the videos in the online course
- c. Make notes below ready for your trainer
- d. Answer the questions from the course ready for your trainer



Subject Videos - Notes

Think: What are the important points? What do I want to discuss with trainer? What do I need help with or did not understand?

Lined area for taking notes.



Subject Videos - Questions

Now that you have watched the videos, please answer the questions in the course using the space below.

Lined area for writing questions.



Subject Videos - Questions

Now that you have watched the videos, please answer the questions in the course using the space below.

Lined area for writing questions.

DATE COMPLETED:

1st go:

Revision?:

DATE COMPLETED:

1st go:

Revision?:

Mini Lessons - IN-CAR PREP Exercise 4: Example Video 1



- a. Scan the QR code
- b. Watch the videos in the online course
- c. Make notes below ready for your trainer
- d. Answer the questions from the course ready for your trainer



Subject Videos - Notes

Think: What are the important points? What do I want to discuss with trainer? What do I need help with or did not understand?

Lined area for taking notes.



Subject Videos - Questions

Now that you have watched the videos, please answer the questions in the course using the space below.

Lined area for writing questions.



Subject Videos - Questions

Now that you have watched the videos, please answer the questions in the course using the space below.

Lined area for writing questions.

DATE COMPLETED:

1st go:

Revision?:

DATE COMPLETED:

1st go:

Revision?:

Mini Lessons - IN-CAR PREP Exercise 5: Example Videos 1 - 3



- a. Scan the QR code
- b. Watch the videos in the online course
- c. Make notes below ready for your trainer
- d. Answer the questions from the course ready for your trainer



Subject Videos - Notes

Think: What are the important points? What do I want to discuss with trainer? What do I need help with or did not understand?

Lined area for taking notes.



Subject Videos - Questions

Now that you have watched the videos, please answer the questions in the course using the space below.

Lined area for writing questions.



Subject Videos - Questions

Now that you have watched the videos, please answer the questions in the course using the space below.

Lined area for writing questions.

DATE COMPLETED:

1st go:

Revision?:

DATE COMPLETED:

1st go:

Revision?:



IN-CAR Exercise 2 'Turning Left Approaching'
Please complete:

Mini Lesson 2 Step 1 Recap/Identify Need

Think: How did PDI recap previous experience? How did PDI use conversational skills? Did PDI use a VTS - why? Was the training area suitable for the pupil's need?

Mini Lesson 2 Step 2 Job Sharing

Think: Did PDI discuss knowns and unknowns? How did PDI agree an appropriate level of support? Did PDI discuss route specific risks?

Mini Lesson 2 Step 3 Watching Learner/Doing Your Job

Think: Was I aware of the pupil's actions? Was I aware of the surrounding areas? Did I deliver the level of help agreed? Did I need to use verbal or physical intervention?

Step 4 Eliciting Feedback/Adapting

Think: How did PDI elicit positive feedback? How was the lesson adapted in response to pupil's performance?



IN-CAR Exercise 2 'Turning Left Approaching'
Please complete:

Mini Lesson 3 Step 1 Recap/Identify Need

Think: How did PDI recap previous experience? How did PDI use conversational skills? Did PDI use a VTS - why? Was the training area suitable for the pupil's need?

Mini Lesson 3 Step 2 Job Sharing

Think: Did PDI discuss knowns and unknowns? How did PDI agree an appropriate level of support? Did PDI discuss route specific risks?

Mini Lesson 3 Step 3 Watching Learner/Doing Your Job

Think: Was I aware of the pupil's actions? Was I aware of the surrounding areas? Did I deliver the level of help agreed? Did I need to use verbal or physical intervention?

Step 4 Eliciting Feedback/Adapting

Think: How did PDI elicit positive feedback? How was the lesson adapted in response to pupil's performance?



IN-CAR Exercise 2 - 'Turning Left Approaching'
Please complete:

Mini Lesson 2 Step 1 Recap/Identify Need

Think: How did PDI recap previous experience? How did PDI use conversational skills? Did PDI use a VTS - why? Was the training area suitable for the pupil's need?

Mini Lesson 2 Step 2 Job Sharing

Think: Did PDI discuss knowns and unknowns? How did PDI agree an appropriate level of support? Did PDI discuss route specific risks?

Mini Lesson 2 Step 3 Watching Learner/Doing Your Job

Think: Was I aware of the pupil's actions? Was I aware of the surrounding areas? Did I deliver the level of help agreed? Did I need to use verbal or physical intervention?

Step 4 Eliciting Feedback/Adapting

Think: How did PDI elicit positive feedback? How was the lesson adapted in response to pupil's performance?



IN-CAR Exercise 2 - 'Turning Left Approaching'
Please complete:

Mini Lesson 3 Step 1 Recap/Identify Need

Think: How did PDI recap previous experience? How did PDI use conversational skills? Did PDI use a VTS - why? Was the training area suitable for the pupil's need?

Mini Lesson 3 Step 2 Job Sharing

Think: Did PDI discuss knowns and unknowns? How did PDI agree an appropriate level of support? Did PDI discuss route specific risks?

Mini Lesson 3 Step 3 Watching Learner/Doing Your Job

Think: Was I aware of the pupil's actions? Was I aware of the surrounding areas? Did I deliver the level of help agreed? Did I need to use verbal or physical intervention?

Mini Lesson 3 Step 4 Eliciting Feedback/Adapting

Think: How did PDI elicit positive feedback? How was the lesson adapted in response to pupil's performance?

Mini Lesson 3 Step 5 Reflection

Think: Has a learning need/goal been achieved to be reflected upon, or has the learning need changed? What are the learner's next steps?



Feedback

Think: What has the trainer asked me to work on? What have we identified? What has gone well/not gone well?

Lined writing area for feedback notes on the left page.



Feedback

Think: What has the trainer asked me to work on? What have we identified? What has gone well/not gone well?

Lined writing area for feedback notes on the right page.



IN-CAR Exercise 3 - 'Turning Left Emerging'

Please complete:

Mini Lesson 2 Step 1 Recap/Identify Need

Think: How did PDI recap previous experience? How did PDI use conversational skills? Did PDI use a VTS - why? Was the training area suitable for the pupil's need?

Mini Lesson 2 Step 2 Job Sharing

Think: Did PDI discuss knowns and unknowns? How did PDI agree an appropriate level of support? Did PDI discuss route specific risks?

Mini Lesson 2 Step 3 Watching Learner/Doing Your Job

Think: Was I aware of the pupil's actions? Was I aware of the surrounding areas? Did I deliver the level of help agreed? Did I need to use verbal or physical intervention?

Step 4 Eliciting Feedback/Adapting

Think: How did PDI elicit positive feedback? How was the lesson adapted in response to pupil's performance?



IN-CAR Exercise 3 - 'Turning Left Emerging'

Please complete:

Mini Lesson 3 Step 1 Recap/Identify Need

Think: How did PDI recap previous experience? How did PDI use conversational skills? Did PDI use a VTS - why? Was the training area suitable for the pupil's need?

Mini Lesson 3 Step 2 Job Sharing

Think: Did PDI discuss knowns and unknowns? How did PDI agree an appropriate level of support? Did PDI discuss route specific risks?

Mini Lesson 3 Step 3 Watching Learner/Doing Your Job

Think: Was I aware of the pupil's actions? Was I aware of the surrounding areas? Did I deliver the level of help agreed? Did I need to use verbal or physical intervention?

Step 4 Eliciting Feedback/Adapting

Think: How did PDI elicit positive feedback? How was the lesson adapted in response to pupil's performance?



IN-CAR Exercise 3 - 'Turning Left Emerging'

Please complete:

Mini Lesson 2 Step 1 Recap/Identify Need

Think: How did PDI recap previous experience? How did PDI use conversational skills? Did PDI use a VTS - why? Was the training area suitable for the pupil's need?

Mini Lesson 2 Step 2 Job Sharing

Think: Did PDI discuss knowns and unknowns? How did PDI agree an appropriate level of support? Did PDI discuss route specific risks?

Mini Lesson 2 Step 3 Watching Learner/Doing Your Job

Think: Was I aware of the pupil's actions? Was I aware of the surrounding areas? Did I deliver the level of help agreed? Did I need to use verbal or physical intervention?

Step 4 Eliciting Feedback/Adapting

Think: How did PDI elicit positive feedback? How was the lesson adapted in response to pupil's performance?



IN-CAR Exercise 3 - 'Turning Left Emerging'

Please complete:

Mini Lesson 3 Step 1 Recap/Identify Need

Think: How did PDI recap previous experience? How did PDI use conversational skills? Did PDI use a VTS - why? Was the training area suitable for the pupil's need?

Mini Lesson 3 Step 2 Job Sharing

Think: Did PDI discuss knowns and unknowns? How did PDI agree an appropriate level of support? Did PDI discuss route specific risks?

Mini Lesson 3 Step 3 Watching Learner/Doing Your Job

Think: Was I aware of the pupil's actions? Was I aware of the surrounding areas? Did I deliver the level of help agreed? Did I need to use verbal or physical intervention?

Mini Lesson 3 Step 4 Eliciting Feedback/Adapting

Think: How did PDI elicit positive feedback? How was the lesson adapted in response to pupil's performance?

Mini Lesson 3 Step 5 Reflection

Think: Has a learning need/goal been achieved to be reflected upon, or has the learning need changed? What are the learner's next steps?



Feedback

Think: What has the trainer asked me to work on? What have we identified? What has gone well/not gone well?

Lined writing area for feedback notes on page 24.



Feedback

Think: What has the trainer asked me to work on? What have we identified? What has gone well/not gone well?

Lined writing area for feedback notes on page 25.



IN-CAR Exercise 4 - 'Turning Right Approaching'

Please complete:

Mini Lesson 2 Step 1 Recap/Identify Need

Think: How did PDI recap previous experience? How did PDI use conversational skills? Did PDI use a VTS - why? Was the training area suitable for the pupil's need?

Mini Lesson 2 Step 2 Job Sharing

Think: Did PDI discuss knowns and unknowns? How did PDI agree an appropriate level of support? Did PDI discuss route specific risks?

Mini Lesson 2 Step 3 Watching Learner/Doing Your Job

Think: Was I aware of the pupil's actions? Was I aware of the surrounding areas? Did I deliver the level of help agreed? Did I need to use verbal or physical intervention?

Step 4 Eliciting Feedback/Adapting

Think: How did PDI elicit positive feedback? How was the lesson adapted in response to pupil's performance?



IN-CAR Exercise 4 - 'Turning Right Approaching'

Please complete:

Mini Lesson 3 Step 1 Recap/Identify Need

Think: How did PDI recap previous experience? How did PDI use conversational skills? Did PDI use a VTS - why? Was the training area suitable for the pupil's need?

Mini Lesson 3 Step 2 Job Sharing

Think: Did PDI discuss knowns and unknowns? How did PDI agree an appropriate level of support? Did PDI discuss route specific risks?

Mini Lesson 3 Step 3 Watching Learner/Doing Your Job

Think: Was I aware of the pupil's actions? Was I aware of the surrounding areas? Did I deliver the level of help agreed? Did I need to use verbal or physical intervention?

Step 4 Eliciting Feedback/Adapting

Think: How did PDI elicit positive feedback? How was the lesson adapted in response to pupil's performance?



IN-CAR Exercise 4 - 'Turning Right Approaching'
Please complete:

Mini Lesson 2 Step 1 Recap/Identify Need

Think: How did PDI recap previous experience? How did PDI use conversational skills? Did PDI use a VTS - why? Was the training area suitable for the pupil's need?

Mini Lesson 2 Step 2 Job Sharing

Think: Did PDI discuss knowns and unknowns? How did PDI agree an appropriate level of support? Did PDI discuss route specific risks?

Mini Lesson 2 Step 3 Watching Learner/Doing Your Job

Think: Was I aware of the pupil's actions? Was I aware of the surrounding areas? Did I deliver the level of help agreed? Did I need to use verbal or physical intervention?

Step 4 Eliciting Feedback/Adapting

Think: How did PDI elicit positive feedback? How was the lesson adapted in response to pupil's performance?



IN-CAR Exercise 4 - 'Turning Right Approaching'
Please complete:

Mini Lesson 3 Step 1 Recap/Identify Need

Think: How did PDI recap previous experience? How did PDI use conversational skills? Did PDI use a VTS - why? Was the training area suitable for the pupil's need?

Mini Lesson 3 Step 2 Job Sharing

Think: Did PDI discuss knowns and unknowns? How did PDI agree an appropriate level of support? Did PDI discuss route specific risks?

Mini Lesson 3 Step 3 Watching Learner/Doing Your Job

Think: Was I aware of the pupil's actions? Was I aware of the surrounding areas? Did I deliver the level of help agreed? Did I need to use verbal or physical intervention?

Mini Lesson 3 Step 4 Eliciting Feedback/Adapting

Think: How did PDI elicit positive feedback? How was the lesson adapted in response to pupil's performance?

Mini Lesson 3 Step 5 Reflection

Think: Has a learning need/goal been achieved to be reflected upon, or has the learning need changed? What are the learner's next steps?



Feedback

Think: What has the trainer asked me to work on? What have we identified? What has gone well/not gone well?

Lined writing area for feedback notes.



Feedback

Think: What has the trainer asked me to work on? What have we identified? What has gone well/not gone well?

Lined writing area for feedback notes.



IN-CAR Exercise 5 - 'Turning Right Emerging'

Please complete:

Mini Lesson 2 Step 1 Recap/Identify Need

Think: How did PDI recap previous experience? How did PDI use conversational skills? Did PDI use a VTS - why? Was the training area suitable for the pupil's need?

Mini Lesson 2 Step 2 Job Sharing

Think: Did PDI discuss knowns and unknowns? How did PDI agree an appropriate level of support? Did PDI discuss route specific risks?

Mini Lesson 2 Step 3 Watching Learner/Doing Your Job

Think: Was I aware of the pupil's actions? Was I aware of the surrounding areas? Did I deliver the level of help agreed? Did I need to use verbal or physical intervention?

Step 4 Eliciting Feedback/Adapting

Think: How did PDI elicit positive feedback? How was the lesson adapted in response to pupil's performance?



IN-CAR Exercise 5 - 'Turning Right Emerging'

Please complete:

Mini Lesson 3 Step 1 Recap/Identify Need

Think: How did PDI recap previous experience? How did PDI use conversational skills? Did PDI use a VTS - why? Was the training area suitable for the pupil's need?

Mini Lesson 3 Step 2 Job Sharing

Think: Did PDI discuss knowns and unknowns? How did PDI agree an appropriate level of support? Did PDI discuss route specific risks?

Mini Lesson 3 Step 3 Watching Learner/Doing Your Job

Think: Was I aware of the pupil's actions? Was I aware of the surrounding areas? Did I deliver the level of help agreed? Did I need to use verbal or physical intervention?

Step 4 Eliciting Feedback/Adapting

Think: How did PDI elicit positive feedback? How was the lesson adapted in response to pupil's performance?





IN-CAR Exercise 5 - 'Turning Right Emerging'

Please complete:

Mini Lesson 2 Step 1 Recap/Identify Need

Think: How did PDI recap previous experience? How did PDI use conversational skills? Did PDI use a VTS - why? Was the training area suitable for the pupil's need?

Mini Lesson 2 Step 2 Job Sharing

Think: Did PDI discuss knowns and unknowns? How did PDI agree an appropriate level of support? Did PDI discuss route specific risks?

Mini Lesson 2 Step 3 Watching Learner/Doing Your Job

Think: Was I aware of the pupil's actions? Was I aware of the surrounding areas? Did I deliver the level of help agreed? Did I need to use verbal or physical intervention?

Step 4 Eliciting Feedback/Adapting

Think: How did PDI elicit positive feedback? How was the lesson adapted in response to pupil's performance?



IN-CAR Exercise 5 - 'Turning Right Emerging'

Please complete:

Mini Lesson 3 Step 1 Recap/Identify Need

Think: How did PDI recap previous experience? How did PDI use conversational skills? Did PDI use a VTS - why? Was the training area suitable for the pupil's need?

Mini Lesson 3 Step 2 Job Sharing

Think: Did PDI discuss knowns and unknowns? How did PDI agree an appropriate level of support? Did PDI discuss route specific risks?

Mini Lesson 3 Step 3 Watching Learner/Doing Your Job

Think: Was I aware of the pupil's actions? Was I aware of the surrounding areas? Did I deliver the level of help agreed? Did I need to use verbal or physical intervention?

Mini Lesson 3 Step 4 Eliciting Feedback/Adapting

Think: How did PDI elicit positive feedback? How was the lesson adapted in response to pupil's performance?

Mini Lesson 3 Step 5 Reflection

Think: Has a learning need/goal been achieved to be reflected upon, or has the learning need changed? What are the learner's next steps?



Feedback

Think: What has the trainer asked me to work on? What have we identified? What has gone well/not gone well?

Lined writing area for feedback notes.



Feedback

Think: What has the trainer asked me to work on? What have we identified? What has gone well/not gone well?

Lined writing area for feedback notes.



IN-CAR Exercise 6 - Brainstorm 'Learner's Next Steps on Nursery Area'

Think: What are the important points covered?

Lined writing area for the first exercise.



IN-CAR Exercise 6 - Brainstorm 'Learner's Next Steps on Nursery Area'

Think: What are the important points covered?

Lined writing area for the second exercise.



IN-CAR Exercise 6 - 'Learner's Next Steps on Nursery Area'

Please complete:

Mini Lesson 2 Step 1 Recap/Identify Need

Think: How did PDI recap previous experience? How did PDI use conversational skills? Did PDI use a VTS - why? Was the training area suitable for the pupil's need?

Mini Lesson 2 Step 2 Job Sharing

Think: Did PDI discuss knowns and unknowns? How did PDI agree an appropriate level of support? Did PDI discuss route specific risks?

Mini Lesson 2 Step 3 Watching Learner/Doing Your Job

Think: Was I aware of the pupil's actions? Was I aware of the surrounding areas? Did I deliver the level of help agreed? Did I need to use verbal or physical intervention?

Step 4 Eliciting Feedback/Adapting

Think: How did PDI elicit positive feedback? How was the lesson adapted in response to pupil's performance?



IN-CAR Exercise 6 - 'Learner's Next Steps on Nursery Area'

Please complete:

Mini Lesson 3 Step 1 Recap/Identify Need

Think: How did PDI recap previous experience? How did PDI use conversational skills? Did PDI use a VTS - why? Was the training area suitable for the pupil's need?

Mini Lesson 3 Step 2 Job Sharing

Think: Did PDI discuss knowns and unknowns? How did PDI agree an appropriate level of support? Did PDI discuss route specific risks?

Mini Lesson 3 Step 3 Watching Learner/Doing Your Job

Think: Was I aware of the pupil's actions? Was I aware of the surrounding areas? Did I deliver the level of help agreed? Did I need to use verbal or physical intervention?

Mini Lesson 3 Step 4 Eliciting Feedback/Adapting

Think: How did PDI elicit positive feedback? How was the lesson adapted in response to pupil's performance?

Mini Lesson 3 Step 5 Reflection

Think: Has a learning need/goal been achieved to be reflected upon, or has the learning need changed? What are the learner's next steps?



Feedback

Think: What has the trainer asked me to work on? What have we identified? What has gone well/not gone well?

Lined writing area for feedback notes on page 42.



Feedback

Think: What has the trainer asked me to work on? What have we identified? What has gone well/not gone well?

Lined writing area for feedback notes on page 43.



Reflections/ Action Plan

Think: What has the trainer asked me to work on? What have we identified? What has gone well/not gone well?

Lined writing area for reflections and action plan.



Reflections/ Action Plan

Think: What has the trainer asked me to work on? What have we identified? What has gone well/not gone well?

Lined writing area for reflections and action plan.

SESSION RECORD:

 Date:

 Duration:



Trainer's Feedback and Advice

FOR TRAINER: What am I asking the trainee to work on and take to their Virtual Classes and in preparation for Trainee Licence?

Lined area for writing feedback and advice.

Module 6 - NSDRT References



- a. Scan the QR code
- b. Watch the videos in the online course
- c. Make notes below ready for your trainer
- d. Answer the questions from the course ready for your trainer



Subject Videos - Notes

Think: What are the important points? What do I need help with or did not understand?

Lined area for writing notes.



Subject Videos - Questions

Now that you have watched the videos, please answer the questions in the course using the space below.

Lined area for writing answers to questions.

SESSION SIGNATURES:



Trainee Signature:



Trainer Signature:

DATE COMPLETED:



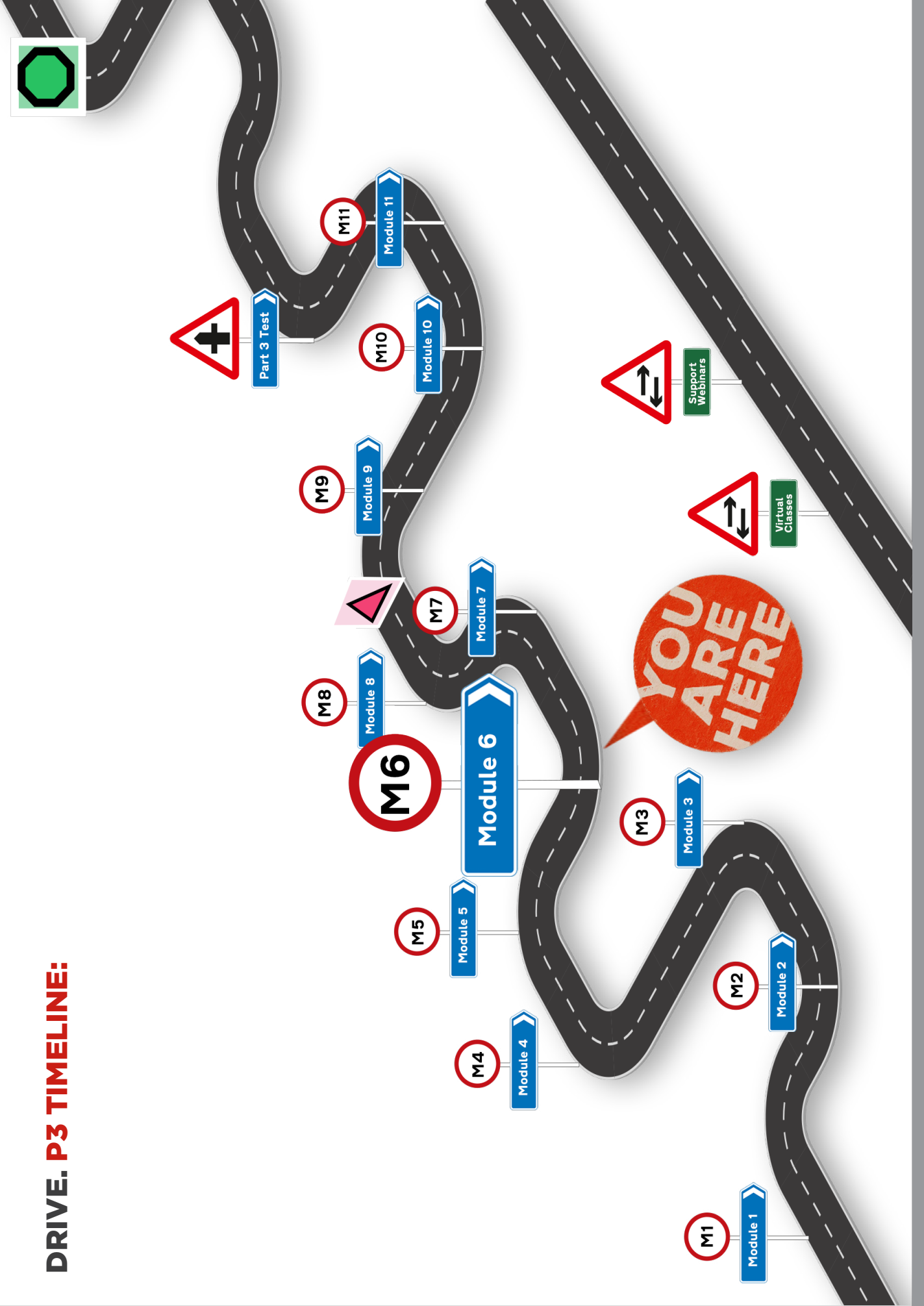
1st go:



Revision?:



DRIVE. P3 TIMELINE:



MOD 7



DRIVE

P3 MODULE 7 WORKBOOK

Building on Mini Lessons

CONTENTS:

1: Building on Mini Lessons - 1. Online Preparation	Pg 2
2: Building on Mini Lessons - 2. Project	Pg 3
3: Building on Mini Lessons - 3. IN-CAR PREP Examples Videos	Pg 4-11
4: Building on Mini Lessons - IN-CAR Exercise 2	Pg 19-21
5: Building on Mini Lessons - IN-CAR Exercise 3	Pg 22-25
6: Building on Mini Lessons - IN-CAR Exercise 4	Pg 24-31
7: Building on Mini Lessons - IN-CAR Exercise 5	Pg 32-43
8: Building on Mini Lessons - IN-CAR Exercise 6	Pg 44-49
9: Reflections & NSDRT	Pg 50-55



DRIVE



Building on Mini Lessons ONLINE PREPARATION



- a. Scan the QR code**
- b. Watch the videos in the online course**
- c. Make notes below ready for your trainer**
- d. Answer the questions from the course ready for your trainer**



Building on Mini Lessons - PROJECT



- a. Scan the QR code**
- b. Watch the videos in the online course**
- c. Make notes below ready for your trainer**
- d. Answer the questions from the course ready for your trainer**



Subject Videos - Notes

Think: What are the important points? What do I want to discuss with trainer? What do I need help with or did not understand?



Project Videos - Notes

Think: What are the important points? What do I want to discuss with trainer? What do I need help with or did not understand?



Project Videos - Questions

Now that you have watched the videos, please answer the questions in the course using the space below.

DATE COMPLETED:	1st go:	Revision?:
------------------------	---------	------------

DATE COMPLETED:	1st go:	Revision?:
------------------------	---------	------------

Building on Mini Lessons - IN-CAR PREP Exercise 2: Example Video 1



- a. Scan the QR code
- b. Watch the videos in the online course
- c. Make notes below ready for your trainer
- d. Answer the questions from the course ready for your trainer



Subject Videos - Notes

Think: What are the important points? What do I want to discuss with trainer? What do I need help with or did not understand?

Lined writing area for notes



Subject Videos - Questions

Now that you have watched the videos, please answer the questions in the course using the space below.

Lined writing area for questions



Subject Videos - Questions

Now that you have watched the videos, please answer the questions in the course using the space below.

Lined writing area for questions

DATE COMPLETED:

1st go:

Revision?:

DATE COMPLETED:

1st go:

Revision?:

Building on Mini Lessons- IN-CAR PREP Exercise 3: Example Video 1



- a. Scan the QR code**
- b. Watch the videos in the online course**
- c. Make notes below ready for your trainer**
- d. Answer the questions from the course ready for your trainer**



Subject Videos - Notes

Think: What are the important points? What do I want to discuss with trainer? What do I need help with or did not understand?



Subject Videos - Questions

Now that you have watched the videos, please answer the questions in the course using the space below.



Subject Videos - Questions

Now that you have watched the videos, please answer the questions in the course using the space below.

Building on Mini Lessons - IN-CAR PREP Exercise 4: Example Videos 1-2



- a. Scan the QR code
- b. Watch the videos in the online course
- c. Make notes below ready for your trainer
- d. Answer the questions from the course ready for your trainer



Subject Videos - Notes

Think: What are the important points? What do I want to discuss with trainer? What do I need help with or did not understand?

Lined area for taking notes.



Subject Videos - Questions

Now that you have watched the videos, please answer the questions in the course using the space below.

Lined area for writing questions.



Subject Videos - Questions

Now that you have watched the videos, please answer the questions in the course using the space below.

Lined area for writing questions.

DATE COMPLETED:



1st go:



Revision?:

DATE COMPLETED:



1st go:



Revision?:

Building on Mini Lessons - IN-CAR PREP Exercise 5: Example Video 1



- a. Scan the QR code
- b. Watch the videos in the online course
- c. Make notes below ready for your trainer
- d. Answer the questions from the course ready for your trainer



Subject Videos - Notes

Think: What are the important points? What do I want to discuss with trainer? What do I need help with or did not understand?

Lined area for taking notes.



Subject Videos - Questions

Now that you have watched the videos, please answer the questions in the course using the space below.

Lined area for writing questions.



Subject Videos - Questions

Now that you have watched the videos, please answer the questions in the course using the space below.

Lined area for writing questions.

DATE COMPLETED:

1st go:

Revision?:

DATE COMPLETED:

1st go:

Revision?:

Building on Mini Lessons - IN-CAR PREP Exercise 6: Example Video 1



- a. Scan the QR code
- b. Watch the videos in the online course
- c. Make notes below ready for your trainer
- d. Answer the questions from the course ready for your trainer



Subject Videos - Notes

Think: What are the important points? What do I want to discuss with trainer? What do I need help with or did not understand?

Lined area for taking notes.



Subject Videos - Questions

Now that you have watched the videos, please answer the questions in the course using the space below.

Lined area for answering questions.



Subject Videos - Questions

Now that you have watched the videos, please answer the questions in the course using the space below.

Lined area for answering questions.

DATE COMPLETED:

1st go:

Revision?:

DATE COMPLETED:

1st go:

Revision?:



Building on Mini Lessons - IN-CAR Exercise 2 - Brainstorm Mini Roundabouts

Think: What are the important points covered?

Lined writing area for the left page.



Building on Mini Lessons - IN-CAR Exercise 2 - Brainstorm Mini Roundabouts

Think: What are the important points covered?

Lined writing area for the right page.



IN-CAR Exercise 2 - Turning Left at Mini Roundabouts
Please complete:

Mini Lesson 2 Step 1 Recap/Identify Need

Think: How did PDI recap previous experience? How did PDI use conversational skills? Did PDI use a VTS - why? Was the training area suitable for the pupil's need?

Mini Lesson 2 Step 2 Job Sharing

Think: Did PDI discuss knowns and unknowns? How did PDI agree an appropriate level of support? Did PDI discuss route specific risks?

Mini Lesson 2 Step 3 Watching Learner/Doing Your Job

Think: Was I aware of the pupil's actions? Was I aware of the surrounding areas? Did I deliver the level of help agreed? Did I need to use verbal or physical intervention?

Step 4 Eliciting Feedback/Adapting

Think: How did PDI elicit positive feedback? How was the lesson adapted in response to pupil's performance?



IN-CAR Exercise 2 - Turning Left at Mini Roundabouts
Please complete:

Mini Lesson 3 Step 1 Recap/Identify Need

Think: How did PDI recap previous experience? How did PDI use conversational skills? Did PDI use a VTS - why? Was the training area suitable for the pupil's need?

Mini Lesson 3 Step 2 Job Sharing

Think: Did PDI discuss knowns and unknowns? How did PDI agree an appropriate level of support? Did PDI discuss route specific risks?

Mini Lesson 3 Step 3 Watching Learner/Doing Your Job

Think: Was I aware of the pupil's actions? Was I aware of the surrounding areas? Did I deliver the level of help agreed? Did I need to use verbal or physical intervention?

Step 4 Eliciting Feedback/Adapting

Think: How did PDI elicit positive feedback? How was the lesson adapted in response to pupil's performance?



IN-CAR Exercise 2 - Turning Left at Mini Roundabouts

Please complete:

Mini Lesson 2 Step 1 Recap/Identify Need

Think: How did PDI recap previous experience? How did PDI use conversational skills? Did PDI use a VTS - why? Was the training area suitable for the pupil's need?

Mini Lesson 2 Step 2 Job Sharing

Think: Did PDI discuss knowns and unknowns? How did PDI agree an appropriate level of support? Did PDI discuss route specific risks?

Mini Lesson 2 Step 3 Watching Learner/Doing Your Job

Think: Was I aware of the pupil's actions? Was I aware of the surrounding areas? Did I deliver the level of help agreed? Did I need to use verbal or physical intervention?

Step 4 Eliciting Feedback/Adapting

Think: How did PDI elicit positive feedback? How was the lesson adapted in response to pupil's performance?



IN-CAR Exercise 2 - Turning Left at Mini Roundabouts

Please complete:

Mini Lesson 3 Step 1 Recap/Identify Need

Think: How did PDI recap previous experience? How did PDI use conversational skills? Did PDI use a VTS - why? Was the training area suitable for the pupil's need?

Mini Lesson 3 Step 2 Job Sharing

Think: Did PDI discuss knowns and unknowns? How did PDI agree an appropriate level of support? Did PDI discuss route specific risks?

Mini Lesson 3 Step 3 Watching Learner/Doing Your Job

Think: Was I aware of the pupil's actions? Was I aware of the surrounding areas? Did I deliver the level of help agreed? Did I need to use verbal or physical intervention?

Mini Lesson 3 Step 4 Eliciting Feedback/Adapting

Think: How did PDI elicit positive feedback? How was the lesson adapted in response to pupil's performance?

Mini Lesson 3 Step 5 Reflection

Think: Has a learning need/goal been achieved to be reflected upon, or has the learning need changed? What are the learner's next steps?



IN-CAR Exercise 3 - Road Ahead at Mini Roundabouts
Please complete:

Mini Lesson 2 Step 1 Recap/Identify Need

Think: How did PDI recap previous experience? How did PDI use conversational skills? Did PDI use a VTS - why? Was the training area suitable for the pupil's need?

Mini Lesson 2 Step 2 Job Sharing

Think: Did PDI discuss knowns and unknowns? How did PDI agree an appropriate level of support? Did PDI discuss route specific risks?

Mini Lesson 2 Step 3 Watching Learner/Doing Your Job

Think: Was I aware of the pupil's actions? Was I aware of the surrounding areas? Did I deliver the level of help agreed? Did I need to use verbal or physical intervention?

Step 4 Eliciting Feedback/Adapting

Think: How did PDI elicit positive feedback? How was the lesson adapted in response to pupil's performance?



IN-CAR Exercise 3 - Road Ahead at Mini Roundabouts
Please complete:

Mini Lesson 3 Step 1 Recap/Identify Need

Think: How did PDI recap previous experience? How did PDI use conversational skills? Did PDI use a VTS - why? Was the training area suitable for the pupil's need?

Mini Lesson 3 Step 2 Job Sharing

Think: Did PDI discuss knowns and unknowns? How did PDI agree an appropriate level of support? Did PDI discuss route specific risks?

Mini Lesson 3 Step 3 Watching Learner/Doing Your Job

Think: Was I aware of the pupil's actions? Was I aware of the surrounding areas? Did I deliver the level of help agreed? Did I need to use verbal or physical intervention?

Step 4 Eliciting Feedback/Adapting

Think: How did PDI elicit positive feedback? How was the lesson adapted in response to pupil's performance?



IN-CAR Exercise 3 - Road Ahead at Mini Roundabouts

Please complete:

Mini Lesson 2 Step 1 Recap/Identify Need

Think: How did PDI recap previous experience? How did PDI use conversational skills? Did PDI use a VTS - why? Was the training area suitable for the pupil's need?

Mini Lesson 2 Step 2 Job Sharing

Think: Did PDI discuss knowns and unknowns? How did PDI agree an appropriate level of support? Did PDI discuss route specific risks?

Mini Lesson 2 Step 3 Watching Learner/Doing Your Job

Think: Was I aware of the pupil's actions? Was I aware of the surrounding areas? Did I deliver the level of help agreed? Did I need to use verbal or physical intervention?

Step 4 Eliciting Feedback/Adapting

Think: How did PDI elicit positive feedback? How was the lesson adapted in response to pupil's performance?



IN-CAR Exercise 3 - Road Ahead at Mini Roundabouts

Please complete:

Mini Lesson 3 Step 1 Recap/Identify Need

Think: How did PDI recap previous experience? How did PDI use conversational skills? Did PDI use a VTS - why? Was the training area suitable for the pupil's need?

Mini Lesson 3 Step 2 Job Sharing

Think: Did PDI discuss knowns and unknowns? How did PDI agree an appropriate level of support? Did PDI discuss route specific risks?

Mini Lesson 3 Step 3 Watching Learner/Doing Your Job

Think: Was I aware of the pupil's actions? Was I aware of the surrounding areas? Did I deliver the level of help agreed? Did I need to use verbal or physical intervention?

Mini Lesson 3 Step 4 Eliciting Feedback/Adapting

Think: How did PDI elicit positive feedback? How was the lesson adapted in response to pupil's performance?

Mini Lesson 3 Step 5 Reflection

Think: Has a learning need/goal been achieved to be reflected upon, or has the learning need changed? What are the learner's next steps?



IN-CAR Exercise 4 - Turning Right at Mini Roundabouts

Please complete:

Mini Lesson 2 Step 1 Recap/Identify Need

Think: How did PDI recap previous experience? How did PDI use conversational skills? Did PDI use a VTS - why? Was the training area suitable for the pupil's need?

Mini Lesson 2 Step 2 Job Sharing

Think: Did PDI discuss knowns and unknowns? How did PDI agree an appropriate level of support? Did PDI discuss route specific risks?

Mini Lesson 2 Step 3 Watching Learner/Doing Your Job

Think: Was I aware of the pupil's actions? Was I aware of the surrounding areas? Did I deliver the level of help agreed? Did I need to use verbal or physical intervention?

Step 4 Eliciting Feedback/Adapting

Think: How did PDI elicit positive feedback? How was the lesson adapted in response to pupil's performance?



IN-CAR Exercise 4 - Turning Right at Mini Roundabouts

Please complete:

Mini Lesson 3 Step 1 Recap/Identify Need

Think: How did PDI recap previous experience? How did PDI use conversational skills? Did PDI use a VTS - why? Was the training area suitable for the pupil's need?

Mini Lesson 3 Step 2 Job Sharing

Think: Did PDI discuss knowns and unknowns? How did PDI agree an appropriate level of support? Did PDI discuss route specific risks?

Mini Lesson 3 Step 3 Watching Learner/Doing Your Job

Think: Was I aware of the pupil's actions? Was I aware of the surrounding areas? Did I deliver the level of help agreed? Did I need to use verbal or physical intervention?

Step 4 Eliciting Feedback/Adapting

Think: How did PDI elicit positive feedback? How was the lesson adapted in response to pupil's performance?



IN-CAR Exercise 4 - Turning Right at Mini Roundabouts

Please complete:

Mini Lesson 2 Step 1 Recap/Identify Need

Think: How did PDI recap previous experience? How did PDI use conversational skills? Did PDI use a VTS - why? Was the training area suitable for the pupil's need?

Mini Lesson 2 Step 2 Job Sharing

Think: Did PDI discuss knowns and unknowns? How did PDI agree an appropriate level of support? Did PDI discuss route specific risks?

Mini Lesson 2 Step 3 Watching Learner/Doing Your Job

Think: Was I aware of the pupil's actions? Was I aware of the surrounding areas? Did I deliver the level of help agreed? Did I need to use verbal or physical intervention?

Step 4 Eliciting Feedback/Adapting

Think: How did PDI elicit positive feedback? How was the lesson adapted in response to pupil's performance?



IN-CAR Exercise 4 - Turning Right at Mini Roundabouts

Please complete:

Mini Lesson 3 Step 1 Recap/Identify Need

Think: How did PDI recap previous experience? How did PDI use conversational skills? Did PDI use a VTS - why? Was the training area suitable for the pupil's need?

Mini Lesson 3 Step 2 Job Sharing

Think: Did PDI discuss knowns and unknowns? How did PDI agree an appropriate level of support? Did PDI discuss route specific risks?

Mini Lesson 3 Step 3 Watching Learner/Doing Your Job

Think: Was I aware of the pupil's actions? Was I aware of the surrounding areas? Did I deliver the level of help agreed? Did I need to use verbal or physical intervention?

Mini Lesson 3 Step 4 Eliciting Feedback/Adapting

Think: How did PDI elicit positive feedback? How was the lesson adapted in response to pupil's performance?

Mini Lesson 3 Step 5 Reflection

Think: Has a learning need/goal been achieved to be reflected upon, or has the learning need changed? What are the learner's next steps?





Feedback

Think: What has the trainer asked me to work on? What have we identified? What has gone well/not gone well?

Lined writing area for feedback notes.



Feedback

Think: What has the trainer asked me to work on? What have we identified? What has gone well/not gone well?

Lined writing area for feedback notes.



IN-CAR Exercise 5 - Turning Right at Mini Roundabouts Driver Error 2
Please complete:

Mini Lesson 2 Step 1 Recap/Identify Need

Think: How did PDI recap previous experience? How did PDI use conversational skills? Did PDI use a VTS - why? Was the training area suitable for the pupil's need?

Mini Lesson 2 Step 2 Job Sharing

Think: Did PDI discuss knowns and unknowns? How did PDI agree an appropriate level of support? Did PDI discuss route specific risks?

Mini Lesson 2 Step 3 Watching Learner/Doing Your Job

Think: Was I aware of the pupil's actions? Was I aware of the surrounding areas? Did I deliver the level of help agreed? Did I need to use verbal or physical intervention?

Step 4 Eliciting Feedback/Adapting

Think: How did PDI elicit positive feedback? How was the lesson adapted in response to pupil's performance?



IN-CAR Exercise 5 - Turning Right at Mini Roundabouts Driver Error 2
Please complete:

Mini Lesson 3 Step 1 Recap/Identify Need

Think: How did PDI recap previous experience? How did PDI use conversational skills? Did PDI use a VTS - why? Was the training area suitable for the pupil's need?

Mini Lesson 3 Step 2 Job Sharing

Think: Did PDI discuss knowns and unknowns? How did PDI agree an appropriate level of support? Did PDI discuss route specific risks?

Mini Lesson 3 Step 3 Watching Learner/Doing Your Job

Think: Was I aware of the pupil's actions? Was I aware of the surrounding areas? Did I deliver the level of help agreed? Did I need to use verbal or physical intervention?

Step 4 Eliciting Feedback/Adapting

Think: How did PDI elicit positive feedback? How was the lesson adapted in response to pupil's performance?



IN-CAR Exercise 5 - Turning Right at Mini Roundabouts Driver Error 2

Please complete:

Mini Lesson 2 Step 1 Recap/Identify Need

Think: How did PDI recap previous experience? How did PDI use conversational skills? Did PDI use a VTS - why? Was the training area suitable for the pupil's need?

Mini Lesson 2 Step 2 Job Sharing

Think: Did PDI discuss knowns and unknowns? How did PDI agree an appropriate level of support? Did PDI discuss route specific risks?

Mini Lesson 2 Step 3 Watching Learner/Doing Your Job

Think: Was I aware of the pupil's actions? Was I aware of the surrounding areas? Did I deliver the level of help agreed? Did I need to use verbal or physical intervention?

Step 4 Eliciting Feedback/Adapting

Think: How did PDI elicit positive feedback? How was the lesson adapted in response to pupil's performance?



IN-CAR Exercise 5 - Turning Right at Mini Roundabouts Driver Error 2

Please complete:

Mini Lesson 3 Step 1 Recap/Identify Need

Think: How did PDI recap previous experience? How did PDI use conversational skills? Did PDI use a VTS - why? Was the training area suitable for the pupil's need?

Mini Lesson 3 Step 2 Job Sharing

Think: Did PDI discuss knowns and unknowns? How did PDI agree an appropriate level of support? Did PDI discuss route specific risks?

Mini Lesson 3 Step 3 Watching Learner/Doing Your Job

Think: Was I aware of the pupil's actions? Was I aware of the surrounding areas? Did I deliver the level of help agreed? Did I need to use verbal or physical intervention?

Mini Lesson 3 Step 4 Eliciting Feedback/Adapting

Think: How did PDI elicit positive feedback? How was the lesson adapted in response to pupil's performance?

Mini Lesson 3 Step 5 Reflection

Think: Has a learning need/goal been achieved to be reflected upon, or has the learning need changed? What are the learner's next steps?



Feedback

Think: What has the trainer asked me to work on? What have we identified? What has gone well/not gone well?

Lined writing area for feedback notes on page 1.



Feedback

Think: What has the trainer asked me to work on? What have we identified? What has gone well/not gone well?

Lined writing area for feedback notes on page 2.



IN-CAR Exercise 6 - Turning Right at Mini Roundabouts Driver Error 3 - Change Area

Please complete:

Mini Lesson 2 Step 1 Recap/Identify Need

Think: How did PDI recap previous experience? How did PDI use conversational skills? Did PDI use a VTS - why? Was the training area suitable for the pupil's need?

Mini Lesson 2 Step 2 Job Sharing

Think: Did PDI discuss knowns and unknowns? How did PDI agree an appropriate level of support? Did PDI discuss route specific risks?

Mini Lesson 2 Step 3 Watching Learner/Doing Your Job

Think: Was I aware of the pupil's actions? Was I aware of the surrounding areas? Did I deliver the level of help agreed? Did I need to use verbal or physical intervention?

Step 4 Eliciting Feedback/Adapting

Think: How did PDI elicit positive feedback? How was the lesson adapted in response to pupil's performance?



IN-CAR Exercise 6 - Turning Right at Mini Roundabouts Driver Error 3 - Change Area

Please complete:

Mini Lesson 3 Step 1 Recap/Identify Need

Think: How did PDI recap previous experience? How did PDI use conversational skills? Did PDI use a VTS - why? Was the training area suitable for the pupil's need?

Mini Lesson 3 Step 2 Job Sharing

Think: Did PDI discuss knowns and unknowns? How did PDI agree an appropriate level of support? Did PDI discuss route specific risks?

Mini Lesson 3 Step 3 Watching Learner/Doing Your Job

Think: Was I aware of the pupil's actions? Was I aware of the surrounding areas? Did I deliver the level of help agreed? Did I need to use verbal or physical intervention?

Step 4 Eliciting Feedback/Adapting

Think: How did PDI elicit positive feedback? How was the lesson adapted in response to pupil's performance?





IN-CAR Exercise 6 - Turning Right at Mini Roundabouts Driver Error 3 - Change Area
Please complete:

Mini Lesson 2 Step 1 Recap/Identify Need

Think: How did PDI recap previous experience? How did PDI use conversational skills? Did PDI use a VTS - why? Was the training area suitable for the pupil's need?

Mini Lesson 2 Step 2 Job Sharing

Think: Did PDI discuss knowns and unknowns? How did PDI agree an appropriate level of support? Did PDI discuss route specific risks?

Mini Lesson 2 Step 3 Watching Learner/Doing Your Job

Think: Was I aware of the pupil's actions? Was I aware of the surrounding areas? Did I deliver the level of help agreed? Did I need to use verbal or physical intervention?

Step 4 Eliciting Feedback/Adapting

Think: How did PDI elicit positive feedback? How was the lesson adapted in response to pupil's performance?



IN-CAR Exercise 6 - Turning Right at Mini Roundabouts Driver Error 3 - Change Area
Please complete:

Mini Lesson 3 Step 1 Recap/Identify Need

Think: How did PDI recap previous experience? How did PDI use conversational skills? Did PDI use a VTS - why? Was the training area suitable for the pupil's need?

Mini Lesson 3 Step 2 Job Sharing

Think: Did PDI discuss knowns and unknowns? How did PDI agree an appropriate level of support? Did PDI discuss route specific risks?

Mini Lesson 3 Step 3 Watching Learner/Doing Your Job

Think: Was I aware of the pupil's actions? Was I aware of the surrounding areas? Did I deliver the level of help agreed? Did I need to use verbal or physical intervention?

Mini Lesson 3 Step 4 Eliciting Feedback/Adapting

Think: How did PDI elicit positive feedback? How was the lesson adapted in response to pupil's performance?

Mini Lesson 3 Step 5 Reflection

Think: Has a learning need/goal been achieved to be reflected upon, or has the learning need changed? What are the learner's next steps?



Feedback

Think: What has the trainer asked me to work on? What have we identified? What has gone well/not gone well?

Lined writing area for feedback notes.



Feedback

Think: What has the trainer asked me to work on? What have we identified? What has gone well/not gone well?

Lined writing area for feedback notes.



IN-CAR Exercise 6 - Turning Right at Mini Roundabouts Driver Error 4 - Change Area 2
Please complete:

Mini Lesson 2 Step 1 Recap/Identify Need

Think: How did PDI recap previous experience? How did PDI use conversational skills? Did PDI use a VTS - why? Was the training area suitable for the pupil's need?

Mini Lesson 2 Step 2 Job Sharing

Think: Did PDI discuss knowns and unknowns? How did PDI agree an appropriate level of support? Did PDI discuss route specific risks?

Mini Lesson 2 Step 3 Watching Learner/Doing Your Job

Think: Was I aware of the pupil's actions? Was I aware of the surrounding areas? Did I deliver the level of help agreed? Did I need to use verbal or physical intervention?

Step 4 Eliciting Feedback/Adapting

Think: How did PDI elicit positive feedback? How was the lesson adapted in response to pupil's performance?



IN-CAR Exercise 6 - Turning Right at Mini Roundabouts Driver Error 4 - Change Area 2
Please complete:

Mini Lesson 3 Step 1 Recap/Identify Need

Think: How did PDI recap previous experience? How did PDI use conversational skills? Did PDI use a VTS - why? Was the training area suitable for the pupil's need?

Mini Lesson 3 Step 2 Job Sharing

Think: Did PDI discuss knowns and unknowns? How did PDI agree an appropriate level of support? Did PDI discuss route specific risks?

Mini Lesson 3 Step 3 Watching Learner/Doing Your Job

Think: Was I aware of the pupil's actions? Was I aware of the surrounding areas? Did I deliver the level of help agreed? Did I need to use verbal or physical intervention?

Step 4 Eliciting Feedback/Adapting

Think: How did PDI elicit positive feedback? How was the lesson adapted in response to pupil's performance?



IN-CAR Exercise 6 - Turning Right at Mini Roundabouts Driver Error 4 - Change Area 2
Please complete:

Mini Lesson 2 Step 1 Recap/Identify Need

Think: How did PDI recap previous experience? How did PDI use conversational skills? Did PDI use a VTS - why? Was the training area suitable for the pupil's need?

Mini Lesson 2 Step 2 Job Sharing

Think: Did PDI discuss knowns and unknowns? How did PDI agree an appropriate level of support? Did PDI discuss route specific risks?

Mini Lesson 2 Step 3 Watching Learner/Doing Your Job

Think: Was I aware of the pupil's actions? Was I aware of the surrounding areas? Did I deliver the level of help agreed? Did I need to use verbal or physical intervention?

Step 4 Eliciting Feedback/Adapting

Think: How did PDI elicit positive feedback? How was the lesson adapted in response to pupil's performance?



IN-CAR Exercise 6 - Turning Right at Mini Roundabouts Driver Error 4 - Change Area 2
Please complete:

Mini Lesson 3 Step 1 Recap/Identify Need

Think: How did PDI recap previous experience? How did PDI use conversational skills? Did PDI use a VTS - why? Was the training area suitable for the pupil's need?

Mini Lesson 3 Step 2 Job Sharing

Think: Did PDI discuss knowns and unknowns? How did PDI agree an appropriate level of support? Did PDI discuss route specific risks?

Mini Lesson 3 Step 3 Watching Learner/Doing Your Job

Think: Was I aware of the pupil's actions? Was I aware of the surrounding areas? Did I deliver the level of help agreed? Did I need to use verbal or physical intervention?

Mini Lesson 3 Step 4 Eliciting Feedback/Adapting

Think: How did PDI elicit positive feedback? How was the lesson adapted in response to pupil's performance?

Mini Lesson 3 Step 5 Reflection

Think: Has a learning need/goal been achieved to be reflected upon, or has the learning need changed? What are the learner's next steps?



Feedback

Think: What has the trainer asked me to work on? What have we identified? What has gone well/not gone well?

Lined writing area for feedback notes.



Feedback

Think: What has the trainer asked me to work on? What have we identified? What has gone well/not gone well?

Lined writing area for feedback notes.



Reflections/ Action Plan

Think: What has the trainer asked me to work on? What have we identified? What has gone well/not gone well?

Lined writing area for reflections and action plan.



Reflections/ Action Plan

Think: What has the trainer asked me to work on? What have we identified? What has gone well/not gone well?

Lined writing area for reflections and action plan.

SESSION RECORD:



Date:



Duration:



Reflections/ Action Plan

Think: What has the trainer asked me to work on? What have we identified? What has gone well/not gone well?

Lined writing area for reflections and action plan.



Reflections/ Action Plan

Think: What has the trainer asked me to work on? What have we identified? What has gone well/not gone well?

Lined writing area for reflections and action plan.

SESSION RECORD:



Date:



Duration:



Trainer's Feedback and Advice

FOR TRAINER: What am I asking the trainee to work on and take to their Virtual Classes and in preparation for Trainee Licence?

Lined area for writing feedback and advice.

Module 7 - NSDRT References



- a. Scan the QR code
- b. Watch the videos in the online course
- c. Make notes below ready for your trainer
- d. Answer the questions from the course ready for your trainer



Subject Videos - Notes

Think: What are the important points? What do I need help with or did not understand?

Lined area for taking notes on subject videos.



Subject Videos - Questions

Now that you have watched the videos, please answer the questions in the course using the space below.

Lined area for answering questions from the course.

SESSION SIGNATURES:



Trainee Signature:



Trainer Signature:

DATE COMPLETED:

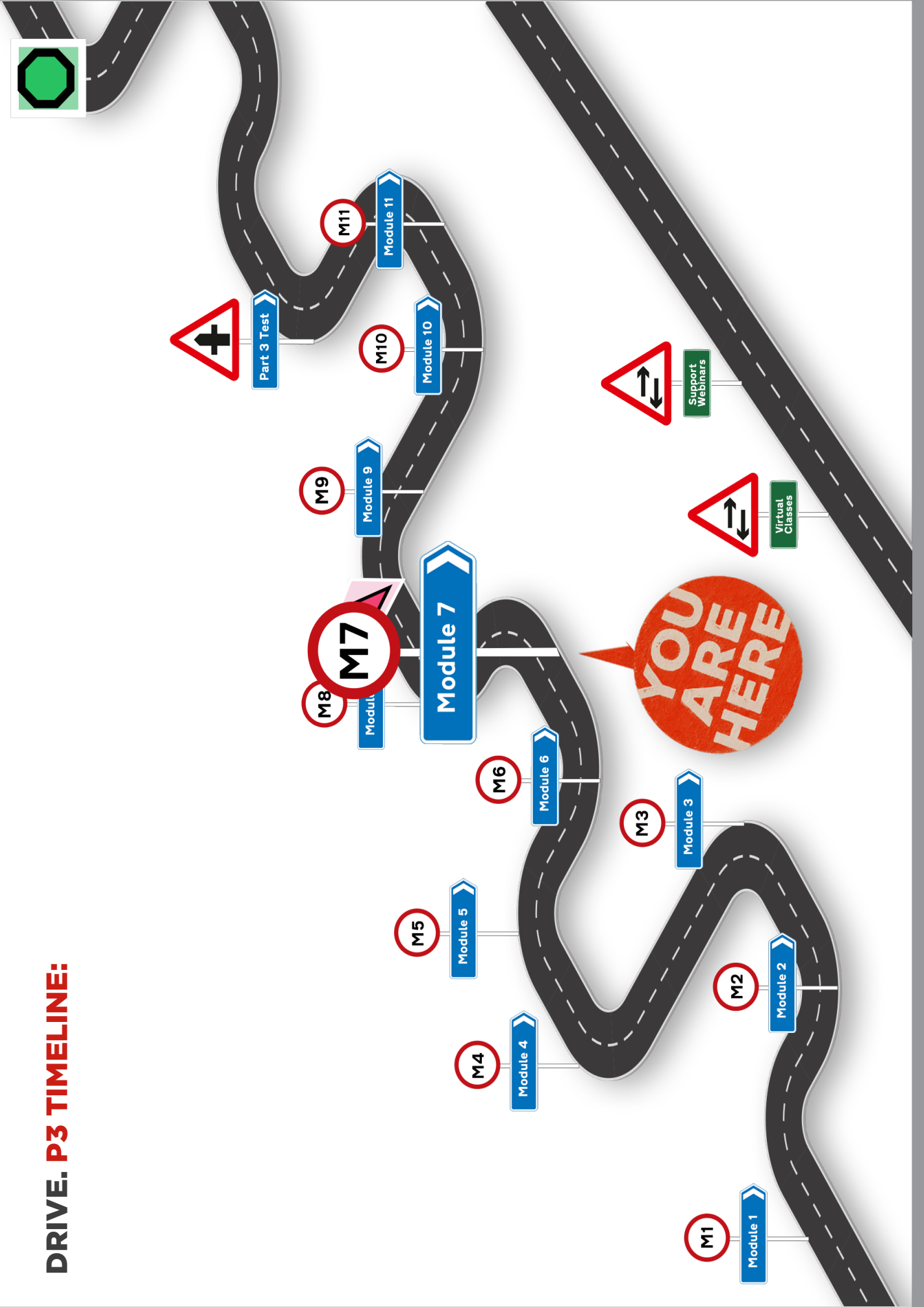


1st go:



Revision?:

DRIVE. P3 TIMELINE:



MOD 8



P3 MODULE 8 WORKBOOK

Delivering Lessons with Multiple Mini Lessons

CONTENTS:

1: Multiple Mini Lessons - 1. Online Preparation	Pg 2
2: Multiple Mini Lessons - 2. Project	Pg 3
3: Multiple Mini Lessons - 3. IN-CAR PREP Examples Videos	Pg 4-7
4: Multiple Mini Lessons - IN-CAR Exercises 1-2	Pg 9-23
5: Multiple Mini Lessons - IN-CAR Exercise 3	Pg 24-39
6: Reflection & NSDRT	Pg 40-43



Multiple Mini Lessons - IN-CAR PREP Exercise 2: Videos 1 - 4



- a. Scan the QR code**
- b. Watch the videos in the online course**
- c. Make notes below ready for your trainer**
- d. Answer the questions from the course ready for your trainer**



Subject Videos - Notes

Think: What are the important points? What do I want to discuss with trainer? What do I need help with or did not understand?

Lined area for taking notes.



Subject Videos - Questions

Now that you have watched the videos, please answer the questions in the course using the space below.

Lined area for answering questions.



Subject Videos - Questions

Now that you have watched the videos, please answer the questions in the course using the space below.

Lined area for answering questions.

DATE COMPLETED:



1st go:



Revision?:

DATE COMPLETED:



1st go:



Revision?:



Multiple Mini Lessons - IN-CAR Exercise 2.1 - Brainstorm Larger Roundabouts

Think: What are the important points covered?

Lined area for brainstorming notes.



Multiple Mini Lessons - IN-CAR Exercise 2.1 - Brainstorm Larger Roundabouts

Think: What are the important points covered?

Lined area for brainstorming notes.



Multiple Mini Lessons - IN-CAR Exercise 2.1 Turning Left at Roundabouts

Please complete:

Step 1 Recap/Identify Need

Think: How did PDI recap previous experience? How did PDI use conversational skills? Did PDI use a VTS - why? Was the training area suitable for the pupil's need?

Step 2 Job Sharing

Think: Did PDI discuss knowns and unknowns? How did PDI agree an appropriate level of support? Did PDI discuss route specific risks?

Step 3 Watching Learner/Doing Your Job

Think: Was I aware of the pupil's actions? Was I aware of the surrounding areas? Did I deliver the level of help agreed? Did I need to use verbal or physical intervention?

Step 4 Eliciting Feedback/Adapting

Think: How did PDI elicit positive feedback? How was the lesson adapted in response to pupil's performance?



Multiple Mini Lessons - IN-CAR Exercise 2 Turning Left at Roundabouts

Please complete:

Step 1 Recap/Identify Need

Think: How did PDI recap previous experience? How did PDI use conversational skills? Did PDI use a VTS - why? Was the training area suitable for the pupil's need?

Step 2 Job Sharing

Think: Did PDI discuss knowns and unknowns? How did PDI agree an appropriate level of support? Did PDI discuss route specific risks?

Step 3 Watching Learner/Doing Your Job

Think: Was I aware of the pupil's actions? Was I aware of the surrounding areas? Did I deliver the level of help agreed? Did I need to use verbal or physical intervention?

Step 4 Eliciting Feedback/Adapting

Think: How did PDI elicit positive feedback? How was the lesson adapted in response to pupil's performance?



Multiple Mini Lessons - IN-CAR Exercise 2.1 Turning Left at Roundabouts

Please complete:

Step 1 Recap/Identify Need

Think: How did PDI recap previous experience? How did PDI use conversational skills? Did PDI use a VTS - why? Was the training area suitable for the pupil's need?

Step 2 Job Sharing

Think: Did PDI discuss knowns and unknowns? How did PDI agree an appropriate level of support? Did PDI discuss route specific risks?

Step 3 Watching Learner/Doing Your Job

Think: Was I aware of the pupil's actions? Was I aware of the surrounding areas? Did I deliver the level of help agreed? Did I need to use verbal or physical intervention?

Step 4 Eliciting Feedback/Adapting

Think: How did PDI elicit positive feedback? How was the lesson adapted in response to pupil's performance?



Multiple Mini Lessons - IN-CAR Exercise 2 Turning Left at Roundabouts

Please complete:

Step 1 Recap/Identify Need

Think: How did PDI recap previous experience? How did PDI use conversational skills? Did PDI use a VTS - why? Was the training area suitable for the pupil's need?

Step 2 Job Sharing

Think: Did PDI discuss knowns and unknowns? How did PDI agree an appropriate level of support? Did PDI discuss route specific risks?

Step 3 Watching Learner/Doing Your Job

Think: Was I aware of the pupil's actions? Was I aware of the surrounding areas? Did I deliver the level of help agreed? Did I need to use verbal or physical intervention?

Step 4 Eliciting Feedback/Adapting

Think: How did PDI elicit positive feedback? How was the lesson adapted in response to pupil's performance?

Step 5 Reflection at end of Mini Lesson

Think: Has a learning need/goal been achieved to be reflected upon, or has the learning need changed? What are the learner's next steps?



Multiple Mini Lessons - IN-CAR Exercise 2.2 Road Ahead at Roundabouts

Please complete:

Step 1 Recap/Identify Need

Think: How did PDI recap previous experience? How did PDI use conversational skills? Did PDI use a VTS - why? Was the training area suitable for the pupil's need?

Step 2 Job Sharing

Think: Did PDI discuss knowns and unknowns? How did PDI agree an appropriate level of support? Did PDI discuss route specific risks?

Step 3 Watching Learner/Doing Your Job

Think: Was I aware of the pupil's actions? Was I aware of the surrounding areas? Did I deliver the level of help agreed? Did I need to use verbal or physical intervention?

Step 4 Eliciting Feedback/Adapting

Think: How did PDI elicit positive feedback? How was the lesson adapted in response to pupil's performance?



Multiple Mini Lessons - IN-CAR Exercise 2.2 Road Ahead at Roundabouts

Please complete:

Step 1 Recap/Identify Need

Think: How did PDI recap previous experience? How did PDI use conversational skills? Did PDI use a VTS - why? Was the training area suitable for the pupil's need?

Step 2 Job Sharing

Think: Did PDI discuss knowns and unknowns? How did PDI agree an appropriate level of support? Did PDI discuss route specific risks?

Step 3 Watching Learner/Doing Your Job

Think: Was I aware of the pupil's actions? Was I aware of the surrounding areas? Did I deliver the level of help agreed? Did I need to use verbal or physical intervention?

Step 4 Eliciting Feedback/Adapting

Think: How did PDI elicit positive feedback? How was the lesson adapted in response to pupil's performance?



Multiple Mini Lessons - IN-CAR Exercise 2.2 Road Ahead at Roundabouts

Please complete:

Step 1 Recap/Identify Need

Think: How did PDI recap previous experience? How did PDI use conversational skills? Did PDI use a VTS - why? Was the training area suitable for the pupil's need?

Step 2 Job Sharing

Think: Did PDI discuss knowns and unknowns? How did PDI agree an appropriate level of support? Did PDI discuss route specific risks?

Step 3 Watching Learner/Doing Your Job

Think: Was I aware of the pupil's actions? Was I aware of the surrounding areas? Did I deliver the level of help agreed? Did I need to use verbal or physical intervention?

Step 4 Eliciting Feedback/Adapting

Think: How did PDI elicit positive feedback? How was the lesson adapted in response to pupil's performance?



Multiple Mini Lessons - IN-CAR Exercise 2.2 Road Ahead at Roundabouts

Please complete:

Step 1 Recap/Identify Need

Think: How did PDI recap previous experience? How did PDI use conversational skills? Did PDI use a VTS - why? Was the training area suitable for the pupil's need?

Step 2 Job Sharing

Think: Did PDI discuss knowns and unknowns? How did PDI agree an appropriate level of support? Did PDI discuss route specific risks?

Step 3 Watching Learner/Doing Your Job

Think: Was I aware of the pupil's actions? Was I aware of the surrounding areas? Did I deliver the level of help agreed? Did I need to use verbal or physical intervention?

Step 4 Eliciting Feedback/Adapting

Think: How did PDI elicit positive feedback? How was the lesson adapted in response to pupil's performance?

Step 5 Reflection at end of Mini Lesson

Think: Has a learning need/goal been achieved to be reflected upon, or has the learning need changed? What are the learner's next steps?



Multiple Mini Lessons - IN-CAR Exercise 2.3 Turning Right at Roundabouts

Please complete:

Step 1 Recap/Identify Need

Think: How did PDI recap previous experience? How did PDI use conversational skills? Did PDI use a VTS - why? Was the training area suitable for the pupil's need?

Handwritten notes area with horizontal lines.

Step 2 Job Sharing

Think: Did PDI discuss knowns and unknowns? How did PDI agree an appropriate level of support? Did PDI discuss route specific risks?

Handwritten notes area with horizontal lines.

Step 3 Watching Learner/Doing Your Job

Think: Was I aware of the pupil's actions? Was I aware of the surrounding areas? Did I deliver the level of help agreed? Did I need to use verbal or physical intervention?

Handwritten notes area with horizontal lines.

Step 4 Eliciting Feedback/Adapting

Think: How did PDI elicit positive feedback? How was the lesson adapted in response to pupil's performance?

Handwritten notes area with horizontal lines.



Multiple Mini Lessons - IN-CAR Exercise 2.3 Turning Right at Roundabouts

Please complete:

Step 1 Recap/Identify Need

Think: How did PDI recap previous experience? How did PDI use conversational skills? Did PDI use a VTS - why? Was the training area suitable for the pupil's need?

Handwritten notes area with horizontal lines.

Step 2 Job Sharing

Think: Did PDI discuss knowns and unknowns? How did PDI agree an appropriate level of support? Did PDI discuss route specific risks?

Handwritten notes area with horizontal lines.

Step 3 Watching Learner/Doing Your Job

Think: Was I aware of the pupil's actions? Was I aware of the surrounding areas? Did I deliver the level of help agreed? Did I need to use verbal or physical intervention?

Handwritten notes area with horizontal lines.

Step 4 Eliciting Feedback/Adapting

Think: How did PDI elicit positive feedback? How was the lesson adapted in response to pupil's performance?

Handwritten notes area with horizontal lines.



Multiple Mini Lessons - IN-CAR Exercise 2.3 Turning Right at Roundabouts

Please complete:

Step 1 Recap/Identify Need

Think: How did PDI recap previous experience? How did PDI use conversational skills? Did PDI use a VTS - why? Was the training area suitable for the pupil's need?

Step 2 Job Sharing

Think: Did PDI discuss knowns and unknowns? How did PDI agree an appropriate level of support? Did PDI discuss route specific risks?

Step 3 Watching Learner/Doing Your Job

Think: Was I aware of the pupil's actions? Was I aware of the surrounding areas? Did I deliver the level of help agreed? Did I need to use verbal or physical intervention?

Step 4 Eliciting Feedback/Adapting

Think: How did PDI elicit positive feedback? How was the lesson adapted in response to pupil's performance?



Multiple Mini Lessons - IN-CAR Exercise 2.3 Turning Right at Roundabouts

Please complete:

Step 1 Recap/Identify Need

Think: How did PDI recap previous experience? How did PDI use conversational skills? Did PDI use a VTS - why? Was the training area suitable for the pupil's need?

Step 2 Job Sharing

Think: Did PDI discuss knowns and unknowns? How did PDI agree an appropriate level of support? Did PDI discuss route specific risks?

Step 3 Watching Learner/Doing Your Job

Think: Was I aware of the pupil's actions? Was I aware of the surrounding areas? Did I deliver the level of help agreed? Did I need to use verbal or physical intervention?

Step 4 Eliciting Feedback/Adapting

Think: How did PDI elicit positive feedback? How was the lesson adapted in response to pupil's performance?

Step 5 Reflection at end of Mini Lesson

Think: Has a learning need/goal been achieved to be reflected upon, or has the learning need changed? What are the learner's next steps?



Feedback

Think: What has the trainer asked me to work on? What have we identified? What has gone well/not gone well?

Lined writing area for feedback notes.



Feedback

Think: What has the trainer asked me to work on? What have we identified? What has gone well/not gone well?

Lined writing area for feedback notes.



IN-CAR Exercise 3 - Brainstorm - Traffic Light Controlled Crossroads

Think: What are the important points covered? Did we achieve what we set out to?

Lined writing area for brainstorming on the left page.



IN-CAR Exercise 3 - Brainstorm - Traffic Light Controlled Crossroads

Think: What are the important points covered? Did we achieve what we set out to?

Lined writing area for brainstorming on the right page.





IN-CAR Exercise 3.1 - Turn Left at Traffic Light Controlled Crossroads
Please complete:

Step 1 Recap/Identify Need

Think: How did PDI recap previous experience? How did PDI use conversational skills? Did PDI use a VTS - why? Was the training area suitable for the pupil's need?

Step 2 Job Sharing

Think: Did PDI discuss knowns and unknowns? How did PDI agree an appropriate level of support? Did PDI discuss route specific risks?

Step 3 Watching Learner/Doing Your Job

Think: Was I aware of the pupil's actions? Was I aware of the surrounding areas? Did I deliver the level of help agreed? Did I need to use verbal or physical intervention?

Step 4 Eliciting Feedback/Adapting

Think: How did PDI elicit positive feedback? How was the lesson adapted in response to pupil's performance?



IN-CAR Exercise 3.1 - Turn Left at Traffic Light Controlled Crossroads
Please complete:

Step 1 Recap/Identify Need

Think: How did PDI recap previous experience? How did PDI use conversational skills? Did PDI use a VTS - why? Was the training area suitable for the pupil's need?

Step 2 Job Sharing

Think: Did PDI discuss knowns and unknowns? How did PDI agree an appropriate level of support? Did PDI discuss route specific risks?

Step 3 Watching Learner/Doing Your Job

Think: Was I aware of the pupil's actions? Was I aware of the surrounding areas? Did I deliver the level of help agreed? Did I need to use verbal or physical intervention?

Step 4 Eliciting Feedback/Adapting

Think: How did PDI elicit positive feedback? How was the lesson adapted in response to pupil's performance?



IN-CAR Exercise 3 - Traffic Light Controlled Crossroads

Please complete:

Step 1 Recap/Identify Need

Think: How did PDI recap previous experience? How did PDI use conversational skills? Did PDI use a VTS - why? Was the training area suitable for the pupil's need?

Step 2 Job Sharing

Think: Did PDI discuss knowns and unknowns? How did PDI agree an appropriate level of support? Did PDI discuss route specific risks?

Step 3 Watching Learner/Doing Your Job

Think: Was I aware of the pupil's actions? Was I aware of the surrounding areas? Did I deliver the level of help agreed? Did I need to use verbal or physical intervention?

Step 4 Eliciting Feedback/Adapting

Think: How did PDI elicit positive feedback? How was the lesson adapted in response to pupil's performance?



IN-CAR Exercise 3 - Traffic Light Controlled Crossroads

Please complete:

Step 1 Recap/Identify Need

Think: How did PDI recap previous experience? How did PDI use conversational skills? Did PDI use a VTS - why? Was the training area suitable for the pupil's need?

Step 2 Job Sharing

Think: Did PDI discuss knowns and unknowns? How did PDI agree an appropriate level of support? Did PDI discuss route specific risks?

Step 3 Watching Learner/Doing Your Job

Think: Was I aware of the pupil's actions? Was I aware of the surrounding areas? Did I deliver the level of help agreed? Did I need to use verbal or physical intervention?

Step 4 Eliciting Feedback/Adapting

Think: How did PDI elicit positive feedback? How was the lesson adapted in response to pupil's performance?

Step 5 Reflection at end of Mini Lesson

Think: Has a learning need/goal been achieved to be reflected upon, or has the learning need changed? What are the learner's next steps?



IN-CAR Exercise 3.2 - Road Ahead at Traffic Light Controlled Crossroads

Please complete:

Step 1 Recap/Identify Need

Think: How did PDI recap previous experience? How did PDI use conversational skills? Did PDI use a VTS - why? Was the training area suitable for the pupil's need?

Step 2 Job Sharing

Think: Did PDI discuss knowns and unknowns? How did PDI agree an appropriate level of support? Did PDI discuss route specific risks?

Step 3 Watching Learner/Doing Your Job

Think: Was I aware of the pupil's actions? Was I aware of the surrounding areas? Did I deliver the level of help agreed? Did I need to use verbal or physical intervention?

Step 4 Eliciting Feedback/Adapting

Think: How did PDI elicit positive feedback? How was the lesson adapted in response to pupil's performance?



IN-CAR Exercise 3.2 - Road Ahead at Traffic Light Controlled Crossroads

Please complete:

Step 1 Recap/Identify Need

Think: How did PDI recap previous experience? How did PDI use conversational skills? Did PDI use a VTS - why? Was the training area suitable for the pupil's need?

Step 2 Job Sharing

Think: Did PDI discuss knowns and unknowns? How did PDI agree an appropriate level of support? Did PDI discuss route specific risks?

Step 3 Watching Learner/Doing Your Job

Think: Was I aware of the pupil's actions? Was I aware of the surrounding areas? Did I deliver the level of help agreed? Did I need to use verbal or physical intervention?

Step 4 Eliciting Feedback/Adapting

Think: How did PDI elicit positive feedback? How was the lesson adapted in response to pupil's performance?



IN-CAR Exercise 3.2 - Road Ahead at Traffic Light Controlled Crossroads

Please complete:

Step 1 Recap/Identify Need

Think: How did PDI recap previous experience? How did PDI use conversational skills? Did PDI use a VTS - why? Was the training area suitable for the pupil's need?

Step 2 Job Sharing

Think: Did PDI discuss knowns and unknowns? How did PDI agree an appropriate level of support? Did PDI discuss route specific risks?

Step 3 Watching Learner/Doing Your Job

Think: Was I aware of the pupil's actions? Was I aware of the surrounding areas? Did I deliver the level of help agreed? Did I need to use verbal or physical intervention?

Step 4 Eliciting Feedback/Adapting

Think: How did PDI elicit positive feedback? How was the lesson adapted in response to pupil's performance?



IN-CAR Exercise 3.2 - Road Ahead at Traffic Light Controlled Crossroads

Please complete:

Step 1 Recap/Identify Need

Think: How did PDI recap previous experience? How did PDI use conversational skills? Did PDI use a VTS - why? Was the training area suitable for the pupil's need?

Step 2 Job Sharing

Think: Did PDI discuss knowns and unknowns? How did PDI agree an appropriate level of support? Did PDI discuss route specific risks?

Step 3 Watching Learner/Doing Your Job

Think: Was I aware of the pupil's actions? Was I aware of the surrounding areas? Did I deliver the level of help agreed? Did I need to use verbal or physical intervention?

Step 4 Eliciting Feedback/Adapting

Think: How did PDI elicit positive feedback? How was the lesson adapted in response to pupil's performance?

Step 5 Reflection at end of Mini Lesson

Think: Has a learning need/goal been achieved to be reflected upon, or has the learning need changed? What are the learner's next steps?



IN-CAR Exercise 3.3 - Turn Right at Traffic Light Controlled Crossroads
Please complete:

Step 1 Recap/Identify Need

Think: How did PDI recap previous experience? How did PDI use conversational skills? Did PDI use a VTS - why? Was the training area suitable for the pupil's need?

Step 2 Job Sharing

Think: Did PDI discuss knowns and unknowns? How did PDI agree an appropriate level of support? Did PDI discuss route specific risks?

Step 3 Watching Learner/Doing Your Job

Think: Was I aware of the pupil's actions? Was I aware of the surrounding areas? Did I deliver the level of help agreed? Did I need to use verbal or physical intervention?

Step 4 Eliciting Feedback/Adapting

Think: How did PDI elicit positive feedback? How was the lesson adapted in response to pupil's performance?



IN-CAR Exercise 3.3 - Turn Right at Traffic Light Controlled Crossroads
Please complete:

Step 1 Recap/Identify Need

Think: How did PDI recap previous experience? How did PDI use conversational skills? Did PDI use a VTS - why? Was the training area suitable for the pupil's need?

Step 2 Job Sharing

Think: Did PDI discuss knowns and unknowns? How did PDI agree an appropriate level of support? Did PDI discuss route specific risks?

Step 3 Watching Learner/Doing Your Job

Think: Was I aware of the pupil's actions? Was I aware of the surrounding areas? Did I deliver the level of help agreed? Did I need to use verbal or physical intervention?

Step 4 Eliciting Feedback/Adapting

Think: How did PDI elicit positive feedback? How was the lesson adapted in response to pupil's performance?



IN-CAR Exercise 3.3 - Turn Right at Traffic Light Controlled Crossroads

Please complete:

Step 1 Recap/Identify Need

Think: How did PDI recap previous experience? How did PDI use conversational skills? Did PDI use a VTS - why? Was the training area suitable for the pupil's need?

Step 2 Job Sharing

Think: Did PDI discuss knowns and unknowns? How did PDI agree an appropriate level of support? Did PDI discuss route specific risks?

Step 3 Watching Learner/Doing Your Job

Think: Was I aware of the pupil's actions? Was I aware of the surrounding areas? Did I deliver the level of help agreed? Did I need to use verbal or physical intervention?

Step 4 Eliciting Feedback/Adapting

Think: How did PDI elicit positive feedback? How was the lesson adapted in response to pupil's performance?



IN-CAR Exercise 3.3 - Turn Right at Traffic Light Controlled Crossroads

Please complete:

Step 1 Recap/Identify Need

Think: How did PDI recap previous experience? How did PDI use conversational skills? Did PDI use a VTS - why? Was the training area suitable for the pupil's need?

Step 2 Job Sharing

Think: Did PDI discuss knowns and unknowns? How did PDI agree an appropriate level of support? Did PDI discuss route specific risks?

Step 3 Watching Learner/Doing Your Job

Think: Was I aware of the pupil's actions? Was I aware of the surrounding areas? Did I deliver the level of help agreed? Did I need to use verbal or physical intervention?

Step 4 Eliciting Feedback/Adapting

Think: How did PDI elicit positive feedback? How was the lesson adapted in response to pupil's performance?

Step 5 Reflection at end of Mini Lesson

Think: Has a learning need/goal been achieved to be reflected upon, or has the learning need changed? What are the learner's next steps?



Feedback

Think: What has the trainer asked me to work on? What have we identified? What has gone well/not gone well?

Lined area for writing feedback on the left page.



Feedback

Think: What has the trainer asked me to work on? What have we identified? What has gone well/not gone well?

Lined area for writing feedback on the right page.





Reflections/ Action Plan

Think: What has the trainer asked me to work on? What have we identified? What has gone well/not gone well?

Lined writing area for reflections and action plan.



Trainer's Feedback and Advice

FOR TRAINER: What am I asking the trainee to work on and take to their Virtual Classes and in preparation for Trainee Licence?

Lined writing area for trainer's feedback and advice.

SESSION RECORD:



Date:



Duration:



Trainer's Feedback and Advice

FOR TRAINER: What am I asking the trainee to work on and take to their Virtual Classes and in preparation for Trainee Licence?

Lined area for writing feedback and advice.

Module 8 - NSDRT References



- a. Scan the QR code
- b. Watch the videos in the online course
- c. Make notes below ready for your trainer
- d. Answer the questions from the course ready for your trainer



Subject Videos - Notes

Think: What are the important points? What do I need help with or did not understand?

Lined area for taking notes on subject videos.



Subject Videos - Questions

Now that you have watched the videos, please answer the questions in the course using the space below.

Lined area for answering questions from the subject videos.

SESSION SIGNATURES:



Trainee Signature:



Trainer Signature:

DATE COMPLETED:

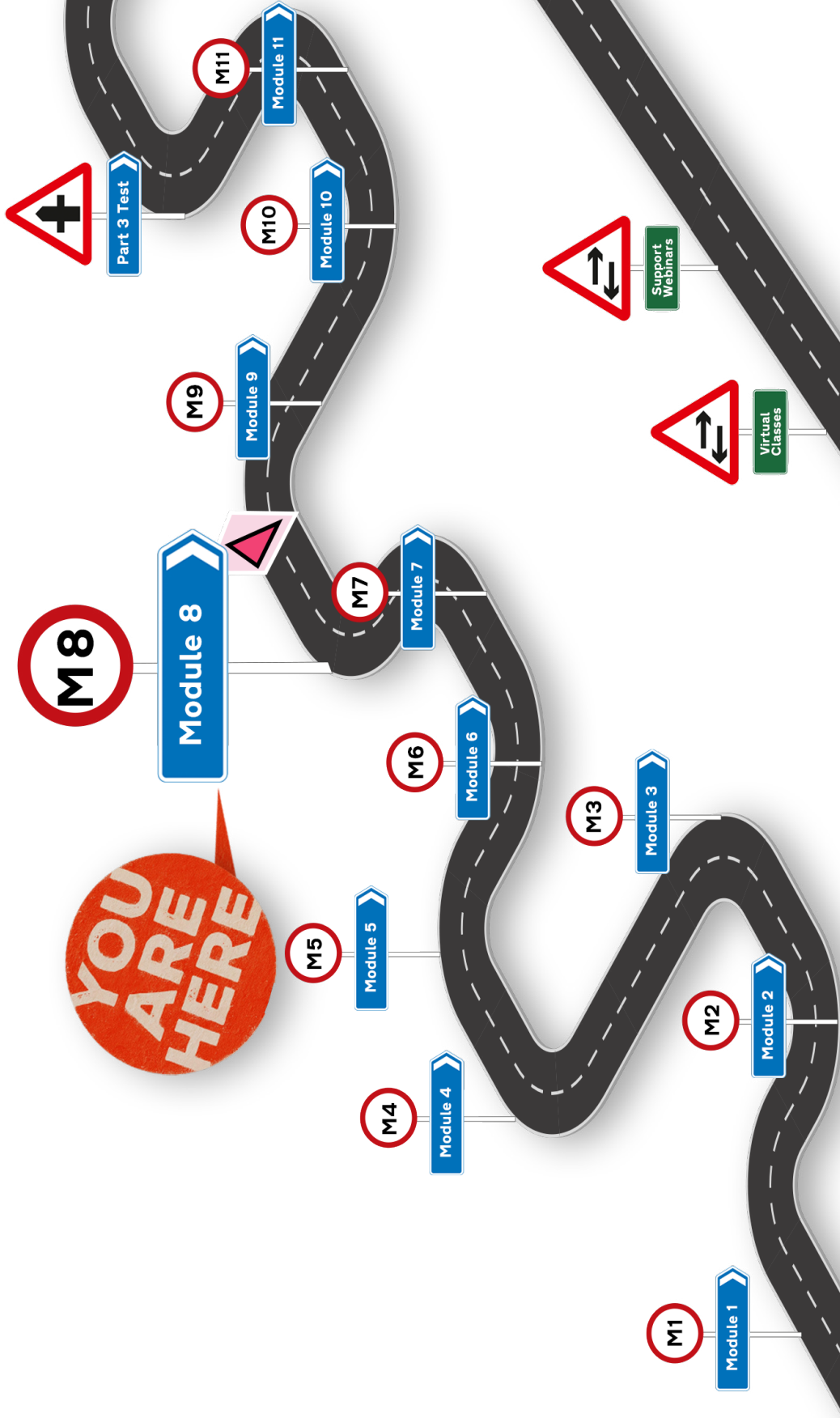


1st go:



Revision?:

DRIVE. P3 TIMELINE:



MOD 9



P3 MONTH 1 TL WORKBOOK

TRAINEE LICENCE TRAINING

CONTENTS:

1: Online Preparation	Pg 2
2: Project	Pg 3
3: Project Lesson Reflection - Mini Lessons 1 - 5	Pg 4-11
4: PDI Surgeries	Pg 12-15
5: In-Car Validation	Pg 16-26
5: NSDRT	Pg 27





- a. Scan the QR code
- b. Watch the videos in the online course
- c. Make notes below ready for your trainer



<p>Mini Lesson 2 Step 1 Recap/Identify Need Think: How did I recap previous experience? How did I use conversational skills? Did I use a VTS - why? Did we discuss the training area?</p>	<p>Mini Lesson 1 Step 1 Recap/Identify Need Think: How did I recap previous experience? How did I use conversational skills? Did I use a VTS - why? Did we discuss the training area?</p>
<p>Mini Lesson 2 Step 2 Job Sharing Think: Did I discuss knowns and unknowns? How did we agree an appropriate level of support? Did we discuss route specific risks?</p>	<p>Mini Lesson 1 Step 2 Job Sharing Think: Did I discuss knowns and unknowns? How did we agree an appropriate level of support? Did we discuss route specific risks?</p>
<p>Mini Lesson 2 Step 3 Watching Learner/Doing Your Job Think: Was I aware of the pupil's actions? Was I aware of the surrounding areas? Did I deliver the level of help agreed? Did I need to use verbal or physical intervention?</p>	<p>Mini Lesson 1 Step 3 Watching Learner/Doing Your Job Think: Was I aware of the pupil's actions? Was I aware of the surrounding areas? Did I deliver the level of help agreed? Did I need to use verbal or physical intervention?</p>
<p>Mini Lesson 2 Step 4 Eliciting Feedback/Adapting Think: How did I elicit positive feedback? How was the lesson adapted in response to pupil's performance?</p>	<p>Mini Lesson 1 Step 4 Eliciting Feedback/Adapting Think: How did I elicit positive feedback? How was the lesson adapted in response to pupil's performance?</p>
<p>Mini Lesson 2 Step 5 Reflection Think: Has a learning need/goal been achieved to be reflected upon, or has the learning need changed? What are the learner's next steps?</p>	<p>Mini Lesson 1 Step 5 Reflection Think: Has a learning need/goal been achieved to be reflected upon, or has the learning need changed? What are the learner's next steps?</p>

<p>DATE COMPLETED:</p>		<p> Lesson completed</p>	<p> Lesson Reviewed</p>
<p>Mini Lesson 3 Step 5 Reflection Think: Has a learning need/goal been achieved to be reflected upon, or has the learning need changed? What are the learner's next steps?</p>	<p>Mini Lesson 4 Step 5 Reflection Think: Has a learning need/goal been achieved to be reflected upon, or has the learning need changed? What are the learner's next steps?</p>		
<p>Mini Lesson 3 Step 4 Eliciting Feedback/Adapting Think: How did I elicit positive feedback? How was the lesson adapted in response to pupil's performance?</p>	<p>Mini Lesson 4 Step 4 Eliciting Feedback/Adapting Think: How did I elicit positive feedback? How was the lesson adapted in response to pupil's performance?</p>		
<p>Mini Lesson 3 Step 3 Watching Learner/Doing Your Job Think: Was I aware of the pupil's actions? Was I aware of the surrounding areas? Did I deliver the level of help agreed? Did I need to use verbal or physical intervention?</p>	<p>Mini Lesson 4 Step 3 Watching Learner/Doing Your Job Think: Was I aware of the pupil's actions? Was I aware of the surrounding areas? Did I deliver the level of help agreed? Did I need to use verbal or physical intervention?</p>		
<p>Mini Lesson 3 Step 2 Job Sharing Think: Did I discuss knowns and unknowns? How did we agree an appropriate level of support? Did we discuss route specific risks?</p>	<p>Mini Lesson 4 Step 2 Job Sharing Think: Did I discuss knowns and unknowns? How did we agree an appropriate level of support? Did we discuss route specific risks?</p>		
<p>Mini Lesson 3 Step 1 Recap/Identify Need Think: How did I recap previous experience? How did I use conversational skills? Did I use a VTS - why? Did we discuss the training area?</p>	<p>Mini Lesson 4 Step 1 Recap/Identify Need Think: How did I recap previous experience? How did I use conversational skills? Did I use a VTS - why? Did we discuss the training area?</p>		



- a. Scan the QR code
- b. Watch the videos in the online course
- c. Make notes below ready for your trainer



<p>Mini Lesson 2 Step 1 Recap/Identify Need Think: How did I recap previous experience? How did I use conversational skills? Did I use a VTS - why? Did we discuss the training area?</p>	<p>Mini Lesson 1 Step 1 Recap/Identify Need Think: How did I recap previous experience? How did I use conversational skills? Did I use a VTS - why? Did we discuss the training area?</p>
<p>Mini Lesson 2 Step 2 Job Sharing Think: Did I discuss knowns and unknowns? How did we agree an appropriate level of support? Did we discuss route specific risks?</p>	<p>Mini Lesson 1 Step 2 Job Sharing Think: Did I discuss knowns and unknowns? How did we agree an appropriate level of support? Did we discuss route specific risks?</p>
<p>Mini Lesson 2 Step 3 Watching Learner/Doing Your Job Think: Was I aware of the pupil's actions? Was I aware of the surrounding areas? Did I deliver the level of help agreed? Did I need to use verbal or physical intervention?</p>	<p>Mini Lesson 1 Step 3 Watching Learner/Doing Your Job Think: Was I aware of the pupil's actions? Was I aware of the surrounding areas? Did I deliver the level of help agreed? Did I need to use verbal or physical intervention?</p>
<p>Mini Lesson 2 Step 4 Eliciting Feedback/Adapting Think: How did I elicit positive feedback? How was the lesson adapted in response to pupil's performance?</p>	<p>Mini Lesson 1 Step 4 Eliciting Feedback/Adapting Think: How did I elicit positive feedback? How was the lesson adapted in response to pupil's performance?</p>
<p>Mini Lesson 2 Step 5 Reflection Think: Has a learning need/goal been achieved to be reflected upon, or has the learning need changed? What are the learner's next steps?</p>	<p>Mini Lesson 1 Step 5 Reflection Think: Has a learning need/goal been achieved to be reflected upon, or has the learning need changed? What are the learner's next steps?</p>

<p>Mini Lesson 3 Step 5 Reflection Think: Has a learning need/goal been achieved to be reflected upon, or has the learning need changed? What are the learner's next steps?</p>	<p>Mini Lesson 4 Step 5 Reflection Think: Has a learning need/goal been achieved to be reflected upon, or has the learning need changed? What are the learner's next steps?</p>
<p>Mini Lesson 3 Step 4 Eliciting Feedback/Adapting Think: How did I elicit positive feedback? How was the lesson adapted in response to pupil's performance?</p>	<p>Mini Lesson 4 Step 4 Eliciting Feedback/Adapting Think: How did I elicit positive feedback? How was the lesson adapted in response to pupil's performance?</p>
<p>Mini Lesson 3 Step 3 Watching Learner/Doing Your Job Think: Was I aware of the pupil's actions? Was I aware of the surrounding areas? Did I deliver the level of help agreed? Did I need to use verbal or physical intervention?</p>	<p>Mini Lesson 4 Step 3 Watching Learner/Doing Your Job Think: Was I aware of the pupil's actions? Was I aware of the surrounding areas? Did I deliver the level of help agreed? Did I need to use verbal or physical intervention?</p>
<p>Mini Lesson 3 Step 2 Job Sharing Think: Did I discuss knowns and unknowns? How did we agree an appropriate level of support? Did we discuss route specific risks?</p>	<p>Mini Lesson 4 Step 2 Job Sharing Think: Did I discuss knowns and unknowns? How did we agree an appropriate level of support? Did we discuss route specific risks?</p>
<p>Mini Lesson 3 Step 1 Recap/Identify Need Think: How did I recap previous experience? How did I use conversational skills? Did I use a VTS - why? Did we discuss the training area?</p>	<p>Mini Lesson 4 Step 1 Recap/Identify Need Think: How did I recap previous experience? How did I use conversational skills? Did I use a VTS - why? Did we discuss the training area?</p>

DATE COMPLETED:

Lesson completed

Lesson Reviewed



- a. Scan the QR code
- b. Watch the videos in the online course
- c. Make notes below ready for your trainer



<p>Mini Lesson 2 Step 1 Recap/Identify Need Think: How did I recap previous experience? How did I use conversational skills? Did I use a VTS - why? Did we discuss the training area?</p>	<p>Mini Lesson 1 Step 1 Recap/Identify Need Think: How did I recap previous experience? How did I use conversational skills? Did I use a VTS - why? Did we discuss the training area?</p>
<p>Mini Lesson 2 Step 2 Job Sharing Think: Did I discuss knowns and unknowns? How did we agree an appropriate level of support? Did we discuss route specific risks?</p>	<p>Mini Lesson 1 Step 2 Job Sharing Think: Did I discuss knowns and unknowns? How did we agree an appropriate level of support? Did we discuss route specific risks?</p>
<p>Mini Lesson 2 Step 3 Watching Learner/Doing Your Job Think: Was I aware of the pupil's actions? Was I aware of the surrounding areas? Did I deliver the level of help agreed? Did I need to use verbal or physical intervention?</p>	<p>Mini Lesson 1 Step 3 Watching Learner/Doing Your Job Think: Was I aware of the pupil's actions? Was I aware of the surrounding areas? Did I deliver the level of help agreed? Did I need to use verbal or physical intervention?</p>
<p>Mini Lesson 2 Step 4 Eliciting Feedback/Adapting Think: How did I elicit positive feedback? How was the lesson adapted in response to pupil's performance?</p>	<p>Mini Lesson 1 Step 4 Eliciting Feedback/Adapting Think: How did I elicit positive feedback? How was the lesson adapted in response to pupil's performance?</p>
<p>Mini Lesson 2 Step 5 Reflection Think: Has a learning need/goal been achieved to be reflected upon, or has the learning need changed? What are the learner's next steps?</p>	<p>Mini Lesson 1 Step 5 Reflection Think: Has a learning need/goal been achieved to be reflected upon, or has the learning need changed? What are the learner's next steps?</p>

DATE COMPLETED: Lesson completed Lesson Reviewed

<p>Mini Lesson 3 Step 5 Reflection Think: Has a learning need/goal been achieved to be reflected upon, or has the learning need changed? What are the learner's next steps?</p>	<p>Mini Lesson 4 Step 5 Reflection Think: Has a learning need/goal been achieved to be reflected upon, or has the learning need changed? What are the learner's next steps?</p>
<p>Mini Lesson 3 Step 4 Eliciting Feedback/Adapting Think: How did I elicit positive feedback? How was the lesson adapted in response to pupil's performance?</p>	<p>Mini Lesson 4 Step 4 Eliciting Feedback/Adapting Think: How did I elicit positive feedback? How was the lesson adapted in response to pupil's performance?</p>
<p>Mini Lesson 3 Step 3 Watching Learner/Doing Your Job Think: Was I aware of the pupil's actions? Was I aware of the surrounding areas? Did I deliver the level of help agreed? Did I need to use verbal or physical intervention?</p>	<p>Mini Lesson 4 Step 3 Watching Learner/Doing Your Job Think: Was I aware of the pupil's actions? Was I aware of the surrounding areas? Did I deliver the level of help agreed? Did I need to use verbal or physical intervention?</p>
<p>Mini Lesson 3 Step 2 Job Sharing Think: Did I discuss knowns and unknowns? How did we agree an appropriate level of support? Did we discuss route specific risks?</p>	<p>Mini Lesson 4 Step 2 Job Sharing Think: Did I discuss knowns and unknowns? How did we agree an appropriate level of support? Did we discuss route specific risks?</p>
<p>Mini Lesson 3 Step 1 Recap/Identify Need Think: How did I recap previous experience? How did I use conversational skills? Did I use a VTS - why? Did we discuss the training area?</p>	<p>Mini Lesson 4 Step 1 Recap/Identify Need Think: How did I recap previous experience? How did I use conversational skills? Did I use a VTS - why? Did we discuss the training area?</p>



- a. Scan the QR code
- b. Watch the videos in the online course
- c. Make notes below ready for your trainer



<p>Mini Lesson 2 Step 1 Recap/Identify Need Think: How did I recap previous experience? How did I use conversational skills? Did I use a VTS - why? Was the training area suitable for the pupil's need?</p>	<p>Mini Lesson 1 Step 1 Recap/Identify Need Think: How did I recap previous experience? How did I use conversational skills? Did I use a VTS - why? Was the training area suitable for the pupil's need?</p>
<p>Mini Lesson 2 Step 2 Job Sharing Think: Did I discuss knowns and unknowns? How did we agree an appropriate level of support? Did we discuss route specific risks?</p>	<p>Mini Lesson 1 Step 2 Job Sharing Think: Did I discuss knowns and unknowns? How did we agree an appropriate level of support? Did we discuss route specific risks?</p>
<p>Mini Lesson 2 Step 3 Watching Learner/Doing Your Job Think: Was I aware of the pupil's actions? Was I aware of the surrounding areas? Did I deliver the level of help agreed? Did I need to use verbal or physical intervention?</p>	<p>Mini Lesson 1 Step 3 Watching Learner/Doing Your Job Think: Was I aware of the pupil's actions? Was I aware of the surrounding areas? Did I deliver the level of help agreed? Did I need to use verbal or physical intervention?</p>
<p>Mini Lesson 2 Step 4 Eliciting Feedback/Adapting Think: How did I elicit positive feedback? How was the lesson adapted in response to pupil's performance?</p>	<p>Mini Lesson 1 Step 4 Eliciting Feedback/Adapting Think: How did I elicit positive feedback? How was the lesson adapted in response to pupil's performance?</p>
<p>Mini Lesson 2 Step 5 Reflection Think: Has a learning need/goal been achieved to be reflected upon, or has the learning need changed? What are the learner's next steps?</p>	<p>Mini Lesson 1 Step 5 Reflection Think: Has a learning need/goal been achieved to be reflected upon, or has the learning need changed? What are the learner's next steps?</p>

DATE COMPLETED:



Lesson completed



Lesson Reviewed

<p>Mini Lesson 3 Step 5 Reflection Think: Has a learning need/goal been achieved to be reflected upon, or has the learning need changed? What are the learner's next steps?</p>	<p>Mini Lesson 4 Step 5 Reflection Think: Has a learning need/goal been achieved to be reflected upon, or has the learning need changed? What are the learner's next steps?</p>
<p>Mini Lesson 3 Step 4 Eliciting Feedback/Adapting Think: How did I elicit positive feedback? How was the lesson adapted in response to pupil's performance?</p>	<p>Mini Lesson 4 Step 4 Eliciting Feedback/Adapting Think: How did I elicit positive feedback? How was the lesson adapted in response to pupil's performance?</p>
<p>Mini Lesson 3 Step 3 Watching Learner/Doing Your Job Think: Was I aware of the pupil's actions? Was I aware of the surrounding areas? Did I deliver the level of help agreed? Did I need to use verbal or physical intervention?</p>	<p>Mini Lesson 4 Step 3 Watching Learner/Doing Your Job Think: Was I aware of the pupil's actions? Was I aware of the surrounding areas? Did I deliver the level of help agreed? Did I need to use verbal or physical intervention?</p>
<p>Mini Lesson 3 Step 2 Job Sharing Think: Did I discuss knowns and unknowns? How did we agree an appropriate level of support? Did we discuss route specific risks?</p>	<p>Mini Lesson 4 Step 2 Job Sharing Think: Did I discuss knowns and unknowns? How did we agree an appropriate level of support? Did we discuss route specific risks?</p>
<p>Mini Lesson 3 Step 1 Recap/Identify Need Think: How did I recap previous experience? How did I use conversational skills? Did I use a VTS - why? Was the training area suitable for the pupil's need?</p>	<p>Mini Lesson 4 Step 1 Recap/Identify Need Think: How did I recap previous experience? How did I use conversational skills? Did I use a VTS - why? Was the training area suitable for the pupil's need?</p>



Reflections/ Action Plan

Think: What has the trainer asked me to work on? What have we identified? What has gone well/not gone well? What am I going to do in my next lesson/session?

Lined writing area for reflections and action plan.



Reflections/ Action Plan

Think: What has the trainer asked me to work on? What have we identified? What has gone well/not gone well? What am I going to do in my next lesson/session?

Lined writing area for reflections and action plan.



Trainer's Feedback and Advice

What has the trainer asked me to work on and take to the next lesson/session?

Lined writing area for trainer's feedback and advice.



Trainer's Feedback and Advice

What has the trainer asked me to work on and take to the next lesson/session?

Lined writing area for trainer's feedback and advice.

DATE COMPLETED:



Date completed



Trainer's name:

DATE COMPLETED:



Date completed



Trainer's name:



Reflections/ Action Plan

Think: What has the trainer asked me to work on? What have we identified? What has gone well/not gone well? What am I going to do in my next lesson/session?

Lined area for writing reflections and action plan.



Reflections/ Action Plan

Think: What has the trainer asked me to work on? What have we identified? What has gone well/not gone well? What am I going to do in my next lesson/session?

Lined area for writing reflections and action plan.



Trainer's Feedback and Advice

What has the trainer asked me to work on and take to the next lesson/session?

Lined area for writing trainer's feedback and advice.



Trainer's Feedback and Advice

What has the trainer asked me to work on and take to the next lesson/session?

Lined area for writing trainer's feedback and advice.

DATE COMPLETED:



Date completed



Trainer's name:

DATE COMPLETED:



Date completed



Trainer's name:

TL MONTH 1 - IN-CAR PREP



- a. Scan the QR code
- b. Watch the videos in the online course
- c. Make notes below ready for your trainer
- d. Answer the questions from the course ready for your trainer



IN-CAR PREP - Questions

Review the questions in the online course and please answer using the space below.

Lined writing area for in-car prep questions




Research & Notes for Trainer

Review the questions in the online course and please answer using the space below.

Lined writing area for research and notes for trainer

DATE COMPLETED:

 1st go:

 Revision?:

DATE COMPLETED:

 1st go:

 Revision?:



TL MONTH 1 - In-Car Validation - Setting up session
Trainer Please complete:

1. Who is the pupil? _____

2. How many hours of training have they had? _____

3. What have they been working on so far today? _____

4. What will be worked on for the rest of the session? _____

5. If the Trainer needs to intervene, or the Trainee needs to ask the Trainer something, how does the PDI want to do it? (ie In the car with the pupil or outside the car at a safe place away from pupil?) _____

6. Are there any particular strengths in the Trainee's skill-set they want the Trainer to watch? _____

7. Are there any particular weaknesses in the Trainee's skill set they want Trainer to watch? _____



TL MONTH 1 - In-Car Validation - Mini Lesson 1
Trainer Please complete:

Mini Lesson 1 Step 1 Recap/Identify Need

Think: How did PDI recap previous experience? How did PDI use conversational skills? Did PDI use a VTS - why? Was the training area suitable for the pupil's need?

Mini Lesson 1 Step 2 Job Sharing

Think: Did PDI discuss knowns and unknowns? How did PDI agree an appropriate level of support? Did PDI discuss route specific risks?

Mini Lesson 1 Step 3 Watching Learner/Doing Your Job

Think: Was I aware of the pupil's actions? Was I aware of the surrounding areas? Did I deliver the level of help agreed? Did I need to use verbal or physical intervention?

Mini Lesson 1 Step 4 Eliciting Feedback/Adapting

Think: How did PDI elicit positive feedback? How was the lesson adapted in response to pupil's performance?

Mini Lesson 1 Step 5 Reflection

Think: Has a learning need/goal been achieved to be reflected upon, or has the learning need changed? What are the learner's next steps?



TL MONTH 1 - In-Car Validation - Mini Lesson 2
Trainer Please complete:

Mini Lesson 2 Step 1 Recap/Identify Need

Think: How did PDI recap previous experience? How did PDI use conversational skills? Did PDI use a VTS - why? Was the training area suitable for the pupil's need?

Mini Lesson 2 Step 2 Job Sharing

Think: Did PDI discuss knowns and unknowns? How did PDI agree an appropriate level of support? Did PDI discuss route specific risks?

Mini Lesson 2 Step 3 Watching Learner/Doing Your Job

Think: Was I aware of the pupil's actions? Was I aware of the surrounding areas? Did I deliver the level of help agreed? Did I need to use verbal or physical intervention?

Mini Lesson 2 Step 4 Eliciting Feedback/Adapting

Think: How did PDI elicit positive feedback? How was the lesson adapted in response to pupil's performance?

Mini Lesson 2 Step 5 Reflection

Think: Has a learning need/goal been achieved to be reflected upon, or has the learning need changed? What are the learner's next steps?



TL MONTH 1 - In-Car Validation - Mini Lesson 3
Trainer Please complete:

Mini Lesson 3 Step 1 Recap/Identify Need

Think: How did PDI recap previous experience? How did PDI use conversational skills? Did PDI use a VTS - why? Was the training area suitable for the pupil's need?

Mini Lesson 3 Step 2 Job Sharing

Think: Did PDI discuss knowns and unknowns? How did PDI agree an appropriate level of support? Did PDI discuss route specific risks?

Mini Lesson 3 Step 3 Watching Learner/Doing Your Job

Think: Was I aware of the pupil's actions? Was I aware of the surrounding areas? Did I deliver the level of help agreed? Did I need to use verbal or physical intervention?

Mini Lesson 3 Step 4 Eliciting Feedback/Adapting

Think: How did PDI elicit positive feedback? How was the lesson adapted in response to pupil's performance?

Mini Lesson 3 Step 5 Reflection

Think: Has a learning need/goal been achieved to be reflected upon, or has the learning need changed? What are the learner's next steps?



TL MONTH 1 - In-Car Validation - Mini Lesson 4

Trainer Please complete:

Mini Lesson 4 Step 1 Recap/Identify Need

Think: How did PDI recap previous experience? How did PDI use conversational skills? Did PDI use a VTS - why? Was the training area suitable for the pupil's need?

Mini Lesson 4 Step 2 Job Sharing

Think: Did PDI discuss knowns and unknowns? How did PDI agree an appropriate level of support? Did PDI discuss route specific risks?

Mini Lesson 4 Step 3 Watching Learner/Doing Your Job

Think: Was I aware of the pupil's actions? Was I aware of the surrounding areas? Did I deliver the level of help agreed? Did I need to use verbal or physical intervention?

Mini Lesson 4 Step 4 Eliciting Feedback/Adapting

Think: How did PDI elicit positive feedback? How was the lesson adapted in response to pupil's performance?

Mini Lesson 4 Step 5 Reflection

Think: Has a learning need/goal been achieved to be reflected upon, or has the learning need changed? What are the learner's next steps?



TL MONTH 1 - In-Car Validation - Mini Lesson 5

Trainer Please complete:

Mini Lesson 5 Step 1 Recap/Identify Need

Think: How did PDI recap previous experience? How did PDI use conversational skills? Did PDI use a VTS - why? Was the training area suitable for the pupil's need?

Mini Lesson 5 Step 2 Job Sharing

Think: Did PDI discuss knowns and unknowns? How did PDI agree an appropriate level of support? Did PDI discuss route specific risks?

Mini Lesson 5 Step 3 Watching Learner/Doing Your Job

Think: Was I aware of the pupil's actions? Was I aware of the surrounding areas? Did I deliver the level of help agreed? Did I need to use verbal or physical intervention?

Mini Lesson 5 Step 4 Eliciting Feedback/Adapting

Think: How did PDI elicit positive feedback? How was the lesson adapted in response to pupil's performance?

Mini Lesson 5 Step 5 Reflection

Think: Has a learning need/goal been achieved to be reflected upon, or has the learning need changed? What are the learner's next steps?



TL MONTH 1 - In-Car Validation Notes

Record areas for development and specific practice exercises completed below.

Lined writing area for notes.



TL MONTH 1 - In-Car Validation Notes

Record areas for development and specific practice exercises completed below.

Lined writing area for notes.



Remedial action

Record areas for development and specific practice exercises completed below.

Lined writing area for remedial action notes.



Remedial action

Record areas for development and specific practice exercises completed below.

Lined writing area for remedial action notes.



Reflections/ Action Plan

Think: What has the trainer asked me to work on? What have we identified? What has gone well/not gone well?

Lined writing area for reflections and action plan.



Trainer's Feedback and Advice

FOR TRAINER: What am I asking the trainee to work on and take to their Virtual Classes and in preparation for Trainee Licence?

Lined writing area for trainer's feedback and advice.

SESSION RECORD:



Date:



Duration:

SESSION SIGNATURES:



Trainee Signature:



Trainer Signature:

DRIVE. P3 TIMELINE:



MOD 10



DRIVE

P3 MONTH 2 TL WORKBOOK

TRAINEE LICENCE TRAINING

CONTENTS:

1: Online Preparation	Pg 2
2: Project	Pg 3
3: Project Lesson Reflection - Mini Lessons 1 - 5	Pg 4-11
4: PDI Surgeries	Pg 12-15
5: In-Car Validation	Pg 16-26
5: NSDRT	Pg 27



DRIVE



TL MONTH 1 - 1. ONLINE PREPARATION



- a. Scan the QR code**
- b. Watch the videos in the online course**
- c. Make notes below ready for your trainer**
- d. Answer the questions from the course ready for your trainer**



TL MONTH 1 - 2. PROJECT



- a. Scan the QR code**
- b. Watch the videos in the online course**
- c. Make notes below ready for your trainer**
- d. Answer the questions from the course ready for your trainer**



Subject Videos - Notes

Now that you have watched the videos, please answer the questions in the course using the space below.



Project Video - Questions

Review the questions in online course and please answer the questions in the course using the space below.

DATE COMPLETED:



1st go:



Revision?:

DATE COMPLETED:



1st go:



Revision?:



- a. Scan the QR code
- b. Watch the videos in the online course
- c. Make notes below ready for your trainer



<p>Mini Lesson 2 Step 1 Recap/Identify Need Think: How did I recap previous experience? How did I use conversational skills? Did I use a VTS - why? Did we discuss the training area?</p>	<p>Mini Lesson 1 Step 1 Recap/Identify Need Think: How did I recap previous experience? How did I use conversational skills? Did I use a VTS - why? Did we discuss the training area?</p>
<p>Mini Lesson 2 Step 2 Job Sharing Think: Did I discuss knowns and unknowns? How did we agree an appropriate level of support? Did we discuss route specific risks?</p>	<p>Mini Lesson 1 Step 2 Job Sharing Think: Did I discuss knowns and unknowns? How did we agree an appropriate level of support? Did we discuss route specific risks?</p>
<p>Mini Lesson 2 Step 3 Watching Learner/Doing Your Job Think: Was I aware of the pupil's actions? Was I aware of the surrounding areas? Did I deliver the level of help agreed? Did I need to use verbal or physical intervention?</p>	<p>Mini Lesson 1 Step 3 Watching Learner/Doing Your Job Think: Was I aware of the pupil's actions? Was I aware of the surrounding areas? Did I deliver the level of help agreed? Did I need to use verbal or physical intervention?</p>
<p>Mini Lesson 2 Step 4 Eliciting Feedback/Adapting Think: How did I elicit positive feedback? How was the lesson adapted in response to pupil's performance?</p>	<p>Mini Lesson 1 Step 4 Eliciting Feedback/Adapting Think: How did I elicit positive feedback? How was the lesson adapted in response to pupil's performance?</p>
<p>Mini Lesson 2 Step 5 Reflection Think: Has a learning need/goal been achieved to be reflected upon, or has the learning need changed? What are the learner's next steps?</p>	<p>Mini Lesson 1 Step 5 Reflection Think: Has a learning need/goal been achieved to be reflected upon, or has the learning need changed? What are the learner's next steps?</p>

DATE COMPLETED:



Lesson completed



Lesson Reviewed

<p>Mini Lesson 3 Step 5 Reflection Think: Has a learning need/goal been achieved to be reflected upon, or has the learning need changed? What are the learner's next steps?</p>	<p>Mini Lesson 4 Step 5 Reflection Think: Has a learning need/goal been achieved to be reflected upon, or has the learning need changed? What are the learner's next steps?</p>
<p>Mini Lesson 3 Step 4 Eliciting Feedback/Adapting Think: How did I elicit positive feedback? How was the lesson adapted in response to pupil's performance?</p>	<p>Mini Lesson 4 Step 4 Eliciting Feedback/Adapting Think: How did I elicit positive feedback? How was the lesson adapted in response to pupil's performance?</p>
<p>Mini Lesson 3 Step 3 Watching Learner/Doing Your Job Think: Was I aware of the pupil's actions? Was I aware of the surrounding areas? Did I deliver the level of help agreed? Did I need to use verbal or physical intervention?</p>	<p>Mini Lesson 4 Step 3 Watching Learner/Doing Your Job Think: Was I aware of the pupil's actions? Was I aware of the surrounding areas? Did I deliver the level of help agreed? Did I need to use verbal or physical intervention?</p>
<p>Mini Lesson 3 Step 2 Job Sharing Think: Did I discuss knowns and unknowns? How did we agree an appropriate level of support? Did we discuss route specific risks?</p>	<p>Mini Lesson 4 Step 2 Job Sharing Think: Did I discuss knowns and unknowns? How did we agree an appropriate level of support? Did we discuss route specific risks?</p>
<p>Mini Lesson 3 Step 1 Recap/Identify Need Think: How did I recap previous experience? How did I use conversational skills? Did I use a VTS - why? Did we discuss the training area?</p>	<p>Mini Lesson 4 Step 1 Recap/Identify Need Think: How did I recap previous experience? How did I use conversational skills? Did I use a VTS - why? Did we discuss the training area?</p>



- a. Scan the QR code
- b. Watch the videos in the online course
- c. Make notes below ready for your trainer



<p>Mini Lesson 2 Step 1 Recap/Identify Need Think: How did I recap previous experience? How did I use conversational skills? Did I use a VTS - why? Did we discuss the training area?</p>	<p>Mini Lesson 1 Step 1 Recap/Identify Need Think: How did I recap previous experience? How did I use conversational skills? Did I use a VTS - why? Did we discuss the training area?</p>
<p>Mini Lesson 2 Step 2 Job Sharing Think: Did I discuss knowns and unknowns? How did we agree an appropriate level of support? Did we discuss route specific risks?</p>	<p>Mini Lesson 1 Step 2 Job Sharing Think: Did I discuss knowns and unknowns? How did we agree an appropriate level of support? Did we discuss route specific risks?</p>
<p>Mini Lesson 2 Step 3 Watching Learner/Doing Your Job Think: Was I aware of the pupil's actions? Was I aware of the surrounding areas? Did I deliver the level of help agreed? Did I need to use verbal or physical intervention?</p>	<p>Mini Lesson 1 Step 3 Watching Learner/Doing Your Job Think: Was I aware of the pupil's actions? Was I aware of the surrounding areas? Did I deliver the level of help agreed? Did I need to use verbal or physical intervention?</p>
<p>Mini Lesson 2 Step 4 Eliciting Feedback/Adapting Think: How did I elicit positive feedback? How was the lesson adapted in response to pupil's performance?</p>	<p>Mini Lesson 1 Step 4 Eliciting Feedback/Adapting Think: How did I elicit positive feedback? How was the lesson adapted in response to pupil's performance?</p>
<p>Mini Lesson 2 Step 5 Reflection Think: Has a learning need/goal been achieved to be reflected upon, or has the learning need changed? What are the learner's next steps?</p>	<p>Mini Lesson 1 Step 5 Reflection Think: Has a learning need/goal been achieved to be reflected upon, or has the learning need changed? What are the learner's next steps?</p>

<p>DATE COMPLETED:</p>		<p> Lesson completed</p>	<p> Lesson Reviewed</p>
<p>Mini Lesson 3 Step 5 Reflection Think: Has a learning need/goal been achieved to be reflected upon, or has the learning need changed? What are the learner's next steps?</p>	<p>Mini Lesson 4 Step 5 Reflection Think: Has a learning need/goal been achieved to be reflected upon, or has the learning need changed? What are the learner's next steps?</p>		
<p>Mini Lesson 3 Step 4 Eliciting Feedback/Adapting Think: How did I elicit positive feedback? How was the lesson adapted in response to pupil's performance?</p>	<p>Mini Lesson 4 Step 4 Eliciting Feedback/Adapting Think: How did I elicit positive feedback? How was the lesson adapted in response to pupil's performance?</p>		
<p>Mini Lesson 3 Step 3 Watching Learner/Doing Your Job Think: Was I aware of the pupil's actions? Was I aware of the surrounding areas? Did I deliver the level of help agreed? Did I need to use verbal or physical intervention?</p>	<p>Mini Lesson 4 Step 3 Watching Learner/Doing Your Job Think: Was I aware of the pupil's actions? Was I aware of the surrounding areas? Did I deliver the level of help agreed? Did I need to use verbal or physical intervention?</p>		
<p>Mini Lesson 3 Step 2 Job Sharing Think: Did I discuss knowns and unknowns? How did we agree an appropriate level of support? Did we discuss route specific risks?</p>	<p>Mini Lesson 4 Step 2 Job Sharing Think: Did I discuss knowns and unknowns? How did we agree an appropriate level of support? Did we discuss route specific risks?</p>		
<p>Mini Lesson 3 Step 1 Recap/Identify Need Think: How did I recap previous experience? How did I use conversational skills? Did I use a VTS - why? Did we discuss the training area?</p>	<p>Mini Lesson 4 Step 1 Recap/Identify Need Think: How did I recap previous experience? How did I use conversational skills? Did I use a VTS - why? Did we discuss the training area?</p>		



- a. Scan the QR code
- b. Watch the videos in the online course
- c. Make notes below ready for your trainer



<p>Mini Lesson 2 Step 1 Recap/Identify Need Think: How did I recap previous experience? How did I use conversational skills? Did I use a VTS - why? Did we discuss the training area?</p>	<p>Mini Lesson 1 Step 1 Recap/Identify Need Think: How did I recap previous experience? How did I use conversational skills? Did I use a VTS - why? Did we discuss the training area?</p>
<p>Mini Lesson 2 Step 2 Job Sharing Think: Did I discuss knowns and unknowns? How did we agree an appropriate level of support? Did we discuss route specific risks?</p>	<p>Mini Lesson 1 Step 2 Job Sharing Think: Did I discuss knowns and unknowns? How did we agree an appropriate level of support? Did we discuss route specific risks?</p>
<p>Mini Lesson 2 Step 3 Watching Learner/Doing Your Job Think: Was I aware of the pupil's actions? Was I aware of the surrounding areas? Did I deliver the level of help agreed? Did I need to use verbal or physical intervention?</p>	<p>Mini Lesson 1 Step 3 Watching Learner/Doing Your Job Think: Was I aware of the pupil's actions? Was I aware of the surrounding areas? Did I deliver the level of help agreed? Did I need to use verbal or physical intervention?</p>
<p>Mini Lesson 2 Step 4 Eliciting Feedback/Adapting Think: How did I elicit positive feedback? How was the lesson adapted in response to pupil's performance?</p>	<p>Mini Lesson 1 Step 4 Eliciting Feedback/Adapting Think: How did I elicit positive feedback? How was the lesson adapted in response to pupil's performance?</p>
<p>Mini Lesson 2 Step 5 Reflection Think: Has a learning need/goal been achieved to be reflected upon, or has the learning need changed? What are the learner's next steps?</p>	<p>Mini Lesson 1 Step 5 Reflection Think: Has a learning need/goal been achieved to be reflected upon, or has the learning need changed? What are the learner's next steps?</p>

<p>DATE COMPLETED:</p>		<p> Lesson completed</p>	<p> Lesson Reviewed</p>
<p>Mini Lesson 3 Step 5 Reflection Think: Has a learning need/goal been achieved to be reflected upon, or has the learning need changed? What are the learner's next steps?</p>	<p>Mini Lesson 4 Step 5 Reflection Think: Has a learning need/goal been achieved to be reflected upon, or has the learning need changed? What are the learner's next steps?</p>		
<p>Mini Lesson 3 Step 4 Eliciting Feedback/Adapting Think: How did I elicit positive feedback? How was the lesson adapted in response to pupil's performance?</p>	<p>Mini Lesson 4 Step 4 Eliciting Feedback/Adapting Think: How did I elicit positive feedback? How was the lesson adapted in response to pupil's performance?</p>		
<p>Mini Lesson 3 Step 3 Watching Learner/Doing Your Job Think: Was I aware of the pupil's actions? Was I aware of the surrounding areas? Did I deliver the level of help agreed? Did I need to use verbal or physical intervention?</p>	<p>Mini Lesson 4 Step 3 Watching Learner/Doing Your Job Think: Was I aware of the pupil's actions? Was I aware of the surrounding areas? Did I deliver the level of help agreed? Did I need to use verbal or physical intervention?</p>		
<p>Mini Lesson 3 Step 2 Job Sharing Think: Did I discuss knowns and unknowns? How did we agree an appropriate level of support? Did we discuss route specific risks?</p>	<p>Mini Lesson 4 Step 2 Job Sharing Think: Did I discuss knowns and unknowns? How did we agree an appropriate level of support? Did we discuss route specific risks?</p>		
<p>Mini Lesson 3 Step 1 Recap/Identify Need Think: How did I recap previous experience? How did I use conversational skills? Did I use a VTS - why? Did we discuss the training area?</p>	<p>Mini Lesson 4 Step 1 Recap/Identify Need Think: How did I recap previous experience? How did I use conversational skills? Did I use a VTS - why? Did we discuss the training area?</p>		



- a. Scan the QR code
- b. Watch the videos in the online course
- c. Make notes below ready for your trainer



<p>Mini Lesson 2 Step 1 Recap/Identify Need Think: How did I recap previous experience? How did I use conversational skills? Did I use a VTS - why? Was the training area suitable for the pupil's need?</p>	<p>Mini Lesson 1 Step 1 Recap/Identify Need Think: How did I recap previous experience? How did I use conversational skills? Did I use a VTS - why? Was the training area suitable for the pupil's need?</p>
<p>Mini Lesson 2 Step 2 Job Sharing Think: Did I discuss knowns and unknowns? How did we agree an appropriate level of support? Did we discuss route specific risks?</p>	<p>Mini Lesson 1 Step 2 Job Sharing Think: Did I discuss knowns and unknowns? How did we agree an appropriate level of support? Did we discuss route specific risks?</p>
<p>Mini Lesson 2 Step 3 Watching Learner/Doing Your Job Think: Was I aware of the pupil's actions? Was I aware of the surrounding areas? Did I deliver the level of help agreed? Did I need to use verbal or physical intervention?</p>	<p>Mini Lesson 1 Step 3 Watching Learner/Doing Your Job Think: Was I aware of the pupil's actions? Was I aware of the surrounding areas? Did I deliver the level of help agreed? Did I need to use verbal or physical intervention?</p>
<p>Mini Lesson 2 Step 4 Eliciting Feedback/Adapting Think: How did I elicit positive feedback? How was the lesson adapted in response to pupil's performance?</p>	<p>Mini Lesson 1 Step 4 Eliciting Feedback/Adapting Think: How did I elicit positive feedback? How was the lesson adapted in response to pupil's performance?</p>
<p>Mini Lesson 2 Step 5 Reflection Think: Has a learning need/goal been achieved to be reflected upon, or has the learning need changed? What are the learner's next steps?</p>	<p>Mini Lesson 1 Step 5 Reflection Think: Has a learning need/goal been achieved to be reflected upon, or has the learning need changed? What are the learner's next steps?</p>

DATE COMPLETED: Lesson completed Lesson Reviewed

<p>Mini Lesson 3 Step 5 Reflection Think: Has a learning need/goal been achieved to be reflected upon, or has the learning need changed? What are the learner's next steps?</p>	<p>Mini Lesson 4 Step 5 Reflection Think: Has a learning need/goal been achieved to be reflected upon, or has the learning need changed? What are the learner's next steps?</p>
<p>Mini Lesson 3 Step 4 Eliciting Feedback/Adapting Think: How did I elicit positive feedback? How was the lesson adapted in response to pupil's performance?</p>	<p>Mini Lesson 4 Step 4 Eliciting Feedback/Adapting Think: How did I elicit positive feedback? How was the lesson adapted in response to pupil's performance?</p>
<p>Mini Lesson 3 Step 3 Watching Learner/Doing Your Job Think: Was I aware of the pupil's actions? Was I aware of the surrounding areas? Did I deliver the level of help agreed? Did I need to use verbal or physical intervention?</p>	<p>Mini Lesson 4 Step 3 Watching Learner/Doing Your Job Think: Was I aware of the pupil's actions? Was I aware of the surrounding areas? Did I deliver the level of help agreed? Did I need to use verbal or physical intervention?</p>
<p>Mini Lesson 3 Step 2 Job Sharing Think: Did I discuss knowns and unknowns? How did we agree an appropriate level of support? Did we discuss route specific risks?</p>	<p>Mini Lesson 4 Step 2 Job Sharing Think: Did I discuss knowns and unknowns? How did we agree an appropriate level of support? Did we discuss route specific risks?</p>
<p>Mini Lesson 3 Step 1 Recap/Identify Need Think: How did I recap previous experience? How did I use conversational skills? Did I use a VTS - why? Was the training area suitable for the pupil's need?</p>	<p>Mini Lesson 4 Step 1 Recap/Identify Need Think: How did I recap previous experience? How did I use conversational skills? Did I use a VTS - why? Was the training area suitable for the pupil's need?</p>



Reflections/ Action Plan

Think: What has the trainer asked me to work on? What have we identified? What has gone well/not gone well? What am I going to do in my next lesson/session?



Reflections/ Action Plan

Think: What has the trainer asked me to work on? What have we identified? What has gone well/not gone well? What am I going to do in my next lesson/session?



Trainer's Feedback and Advice

What has the trainer asked me to work on and take to the next lesson/session?



Trainer's Feedback and Advice

What has the trainer asked me to work on and take to the next lesson/session?

DATE COMPLETED:



Date completed



Trainer's name:

DATE COMPLETED:



Date completed



Trainer's name:



Reflections/ Action Plan

Think: What has the trainer asked me to work on? What have we identified? What has gone well/not gone well? What am I going to do in my next lesson/session?

Lined writing area for reflections and action plan.



Reflections/ Action Plan

Think: What has the trainer asked me to work on? What have we identified? What has gone well/not gone well? What am I going to do in my next lesson/session?

Lined writing area for reflections and action plan.



Trainer's Feedback and Advice

What has the trainer asked me to work on and take to the next lesson/session?

Lined writing area for trainer's feedback and advice.



Trainer's Feedback and Advice

What has the trainer asked me to work on and take to the next lesson/session?

Lined writing area for trainer's feedback and advice.

DATE COMPLETED:



Date completed



Trainer's name:

DATE COMPLETED:



Date completed



Trainer's name:



TL MONTH 2 - In-Car Validation - Mini Lesson 1 - Setting up session

Trainer Please complete:

1. Who is the pupil?

2. How many hours of training have they had?

3. What have they been working on so far today?

4. What will be worked on for the rest of the session?

5. If the Trainer needs to intervene, or the Trainee needs to ask the Trainer something, how does the PDI want to do it? (ie In the car with the pupil or outside the car at a safe place away from pupil?)

6. Are there any particular strengths in the Trainee's skill-set they want the Trainer to watch?

7. Are there any particular weaknesses in the Trainee's skill set they want Trainer to watch?



TL MONTH 2 - In-Car Validation - Mini Lesson 1

Trainer Please complete:

Mini Lesson 1 Step 1 Recap/Identify Need

Think: How did PDI recap previous experience? How did PDI use conversational skills? Did PDI use a VTS - why? Was the training area suitable for the pupil's need?

Mini Lesson 1 Step 2 Job Sharing

Think: Did PDI discuss knowns and unknowns? How did PDI agree an appropriate level of support? Did PDI discuss route specific risks?

Mini Lesson 1 Step 3 Watching Learner/Doing Your Job

Think: Was I aware of the pupil's actions? Was I aware of the surrounding areas? Did I deliver the level of help agreed? Did I need to use verbal or physical intervention?

Mini Lesson 1 Step 4 Eliciting Feedback/Adapting

Think: How did PDI elicit positive feedback? How was the lesson adapted in response to pupil's performance?

Mini Lesson 1 Step 5 Reflection

Think: Has a learning need/goal been achieved to be reflected upon, or has the learning need changed? What are the learner's next steps?



TL MONTH 2 - In-Car Validation - Mini Lesson 2
Trainer Please complete:

Mini Lesson 2 Step 1 Recap/Identify Need

Think: How did PDI recap previous experience? How did PDI use conversational skills? Did PDI use a VTS - why? Was the training area suitable for the pupil's need?

Mini Lesson 2 Step 2 Job Sharing

Think: Did PDI discuss knowns and unknowns? How did PDI agree an appropriate level of support? Did PDI discuss route specific risks?

Mini Lesson 2 Step 3 Watching Learner/Doing Your Job

Think: Was I aware of the pupil's actions? Was I aware of the surrounding areas? Did I deliver the level of help agreed? Did I need to use verbal or physical intervention?

Mini Lesson 2 Step 4 Eliciting Feedback/Adapting

Think: How did PDI elicit positive feedback? How was the lesson adapted in response to pupil's performance?

Mini Lesson 2 Step 5 Reflection

Think: Has a learning need/goal been achieved to be reflected upon, or has the learning need changed? What are the learner's next steps?



TL MONTH 2 - In-Car Validation - Mini Lesson 3
Trainer Please complete:

Mini Lesson 3 Step 1 Recap/Identify Need

Think: How did PDI recap previous experience? How did PDI use conversational skills? Did PDI use a VTS - why? Was the training area suitable for the pupil's need?

Mini Lesson 3 Step 2 Job Sharing

Think: Did PDI discuss knowns and unknowns? How did PDI agree an appropriate level of support? Did PDI discuss route specific risks?

Mini Lesson 3 Step 3 Watching Learner/Doing Your Job

Think: Was I aware of the pupil's actions? Was I aware of the surrounding areas? Did I deliver the level of help agreed? Did I need to use verbal or physical intervention?

Mini Lesson 3 Step 4 Eliciting Feedback/Adapting

Think: How did PDI elicit positive feedback? How was the lesson adapted in response to pupil's performance?

Mini Lesson 3 Step 5 Reflection

Think: Has a learning need/goal been achieved to be reflected upon, or has the learning need changed? What are the learner's next steps?



TL MONTH 2 - In-Car Validation - Mini Lesson 4
Trainer Please complete:

Mini Lesson 4 Step 1 Recap/Identify Need

Think: How did PDI recap previous experience? How did PDI use conversational skills? Did PDI use a VTS - why? Was the training area suitable for the pupil's need?

Mini Lesson 4 Step 2 Job Sharing

Think: Did PDI discuss knowns and unknowns? How did PDI agree an appropriate level of support? Did PDI discuss route specific risks?

Mini Lesson 4 Step 3 Watching Learner/Doing Your Job

Think: Was I aware of the pupil's actions? Was I aware of the surrounding areas? Did I deliver the level of help agreed? Did I need to use verbal or physical intervention?

Mini Lesson 4 Step 4 Eliciting Feedback/Adapting

Think: How did PDI elicit positive feedback? How was the lesson adapted in response to pupil's performance?

Mini Lesson 4 Step 5 Reflection

Think: Has a learning need/goal been achieved to be reflected upon, or has the learning need changed? What are the learner's next steps?



TL MONTH 2 - In-Car Validation - Mini Lesson 5
Trainer Please complete:

Mini Lesson 5 Step 1 Recap/Identify Need

Think: How did PDI recap previous experience? How did PDI use conversational skills? Did PDI use a VTS - why? Was the training area suitable for the pupil's need?

Mini Lesson 5 Step 2 Job Sharing

Think: Did PDI discuss knowns and unknowns? How did PDI agree an appropriate level of support? Did PDI discuss route specific risks?

Mini Lesson 5 Step 3 Watching Learner/Doing Your Job

Think: Was I aware of the pupil's actions? Was I aware of the surrounding areas? Did I deliver the level of help agreed? Did I need to use verbal or physical intervention?

Mini Lesson 5 Step 4 Eliciting Feedback/Adapting

Think: How did PDI elicit positive feedback? How was the lesson adapted in response to pupil's performance?

Mini Lesson 5 Step 5 Reflection

Think: Has a learning need/goal been achieved to be reflected upon, or has the learning need changed? What are the learner's next steps?



TL MONTH 2 - In-Car Validation - Mini Lesson 6

Trainer Please complete:

Mini Lesson 4 Step 1 Recap/Identify Need

Think: How did PDI recap previous experience? How did PDI use conversational skills? Did PDI use a VTS - why? Was the training area suitable for the pupil's need?

Mini Lesson 4 Step 2 Job Sharing

Think: Did PDI discuss knowns and unknowns? How did PDI agree an appropriate level of support? Did PDI discuss route specific risks?

Mini Lesson 4 Step 3 Watching Learner/Doing Your Job

Think: Was I aware of the pupil's actions? Was I aware of the surrounding areas? Did I deliver the level of help agreed? Did I need to use verbal or physical intervention?

Mini Lesson 4 Step 4 Eliciting Feedback/Adapting

Think: How did PDI elicit positive feedback? How was the lesson adapted in response to pupil's performance?

Mini Lesson 4 Step 5 Reflection

Think: Has a learning need/goal been achieved to be reflected upon, or has the learning need changed? What are the learner's next steps?



TL MONTH 2 - In-Car Validation - Mini Lesson 7

Trainer Please complete:

Mini Lesson 5 Step 1 Recap/Identify Need

Think: How did PDI recap previous experience? How did PDI use conversational skills? Did PDI use a VTS - why? Was the training area suitable for the pupil's need?

Mini Lesson 5 Step 2 Job Sharing

Think: Did PDI discuss knowns and unknowns? How did PDI agree an appropriate level of support? Did PDI discuss route specific risks?

Mini Lesson 5 Step 3 Watching Learner/Doing Your Job

Think: Was I aware of the pupil's actions? Was I aware of the surrounding areas? Did I deliver the level of help agreed? Did I need to use verbal or physical intervention?

Mini Lesson 5 Step 4 Eliciting Feedback/Adapting

Think: How did PDI elicit positive feedback? How was the lesson adapted in response to pupil's performance?

Mini Lesson 5 Step 5 Reflection

Think: Has a learning need/goal been achieved to be reflected upon, or has the learning need changed? What are the learner's next steps?



Remedial action

Record areas for development and specific practice exercises completed below.

Lined writing area for remedial action notes.



Remedial action

Record areas for development and specific practice exercises completed below.

Lined writing area for remedial action notes.



Reflections/ Action Plan

Think: What has the trainer asked me to work on? What have we identified? What has gone well/not gone well?

Lined writing area for Reflections/ Action Plan



Trainer's Feedback and Advice

FOR TRAINER: What am I asking the trainee to work on and take to their Virtual Classes and in preparation for Trainee Licence?

Lined writing area for Trainer's Feedback and Advice

SESSION RECORD:



Date:



Duration:

SESSION SIGNATURES:



Trainee Signature:



Trainer Signature:

Question:	Answer:
What strengths were highlighted during your lesson?	
What evidence can you give that those were your strong areas?	
What weaknesses were highlighted during your lesson?	
What evidence can you give that those were your weak areas?	
What do you need to change in those weaker areas?	
How can you change this in your lessons moving forwards?	
How can you practise this on every lesson whilst on the Trainee Licence?	
How will you know you have improved in this area?	
What is your next point of contact? (PDI Surgery, webinar, in-car training, catch up call)	
How can you record your progress between now and your next point of contact?	
What are your next steps?	



Reflections/ Action Plan

Think: What has the trainer asked me to work on? What have we identified? What has gone well/not gone well? What am I going to do in my next lesson/session?



Trainer's Feedback and Advice

What has the trainer asked me to work on and take to the next lesson/session?


DATE COMPLETED:

 Date:

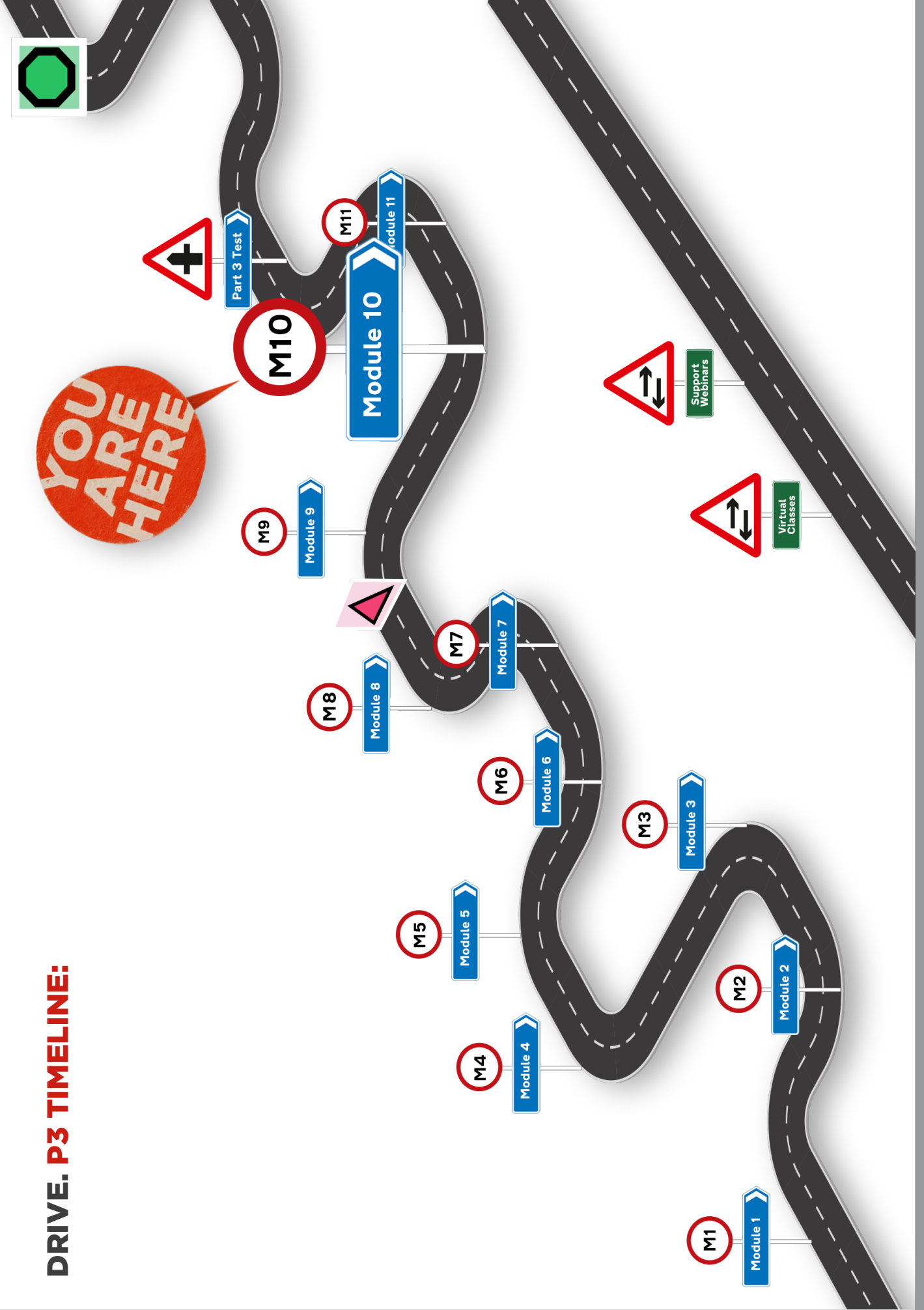
 Date reviewed in PDI surgery:

DATE COMPLETED:

 Date completed

 Trainer's name:

DRIVE. P3 TIMELINE:



MOD 11



P3 PRE TEST WORKBOOK

TRAINEE LICENCE PRE TEST TRAINING

CONTENTS:

- 1: Online Preparation**
- 2: Project 1**
- 3: Project 2**
- 4: Lesson Reflections**
- 5: PDI Surgeries**
- 5: In-Car Validation**
- 5: P3 Webinars**

- Pg 2**
- Pg 3**
- Pg 4-5**
- Pg 6-11**
- Pg 12-15**
- Pg 16-25**
- Pg 26-27**





- a. Scan the QR code
- b. Watch the videos in the online course
- c. Make notes below ready for your trainer



<p>Mini Lesson 2 Step 1 Recap/Identify Need Think: How did I recap previous experience? How did I use conversational skills? Did I use a VTS - why? Did we discuss the training area?</p>	<p>Mini Lesson 1 Step 1 Recap/Identify Need Think: How did I recap previous experience? How did I use conversational skills? Did I use a VTS - why? Did we discuss the training area?</p>
<p>Mini Lesson 2 Step 2 Job Sharing Think: Did I discuss knowns and unknowns? How did we agree an appropriate level of support? Did we discuss route specific risks?</p>	<p>Mini Lesson 1 Step 2 Job Sharing Think: Did I discuss knowns and unknowns? How did we agree an appropriate level of support? Did we discuss route specific risks?</p>
<p>Mini Lesson 2 Step 3 Watching Learner/Doing Your Job Think: Was I aware of the pupil's actions? Was I aware of the surrounding areas? Did I deliver the level of help agreed? Did I need to use verbal or physical intervention?</p>	<p>Mini Lesson 1 Step 3 Watching Learner/Doing Your Job Think: Was I aware of the pupil's actions? Was I aware of the surrounding areas? Did I deliver the level of help agreed? Did I need to use verbal or physical intervention?</p>
<p>Mini Lesson 2 Step 4 Eliciting Feedback/Adapting Think: How did I elicit positive feedback? How was the lesson adapted in response to pupil's performance?</p>	<p>Mini Lesson 1 Step 4 Eliciting Feedback/Adapting Think: How did I elicit positive feedback? How was the lesson adapted in response to pupil's performance?</p>
<p>Mini Lesson 2 Step 5 Reflection Think: Has a learning need/goal been achieved to be reflected upon, or has the learning need changed? What are the learner's next steps?</p>	<p>Mini Lesson 1 Step 5 Reflection Think: Has a learning need/goal been achieved to be reflected upon, or has the learning need changed? What are the learner's next steps?</p>

DATE COMPLETED: Lesson completed Lesson Reviewed

<p>Mini Lesson 3 Step 5 Reflection Think: Has a learning need/goal been achieved to be reflected upon, or has the learning need changed? What are the learner's next steps?</p>	<p>Mini Lesson 4 Step 5 Reflection Think: Has a learning need/goal been achieved to be reflected upon, or has the learning need changed? What are the learner's next steps?</p>
<p>Mini Lesson 3 Step 4 Eliciting Feedback/Adapting Think: How did I elicit positive feedback? How was the lesson adapted in response to pupil's performance?</p>	<p>Mini Lesson 4 Step 4 Eliciting Feedback/Adapting Think: How did I elicit positive feedback? How was the lesson adapted in response to pupil's performance?</p>
<p>Mini Lesson 3 Step 3 Watching Learner/Doing Your Job Think: Was I aware of the pupil's actions? Was I aware of the surrounding areas? Did I deliver the level of help agreed? Did I need to use verbal or physical intervention?</p>	<p>Mini Lesson 4 Step 3 Watching Learner/Doing Your Job Think: Was I aware of the pupil's actions? Was I aware of the surrounding areas? Did I deliver the level of help agreed? Did I need to use verbal or physical intervention?</p>
<p>Mini Lesson 3 Step 2 Job Sharing Think: Did I discuss knowns and unknowns? How did we agree an appropriate level of support? Did we discuss route specific risks?</p>	<p>Mini Lesson 4 Step 2 Job Sharing Think: Did I discuss knowns and unknowns? How did we agree an appropriate level of support? Did we discuss route specific risks?</p>
<p>Mini Lesson 3 Step 1 Recap/Identify Need Think: How did I recap previous experience? How did I use conversational skills? Did I use a VTS - why? Did we discuss the training area?</p>	<p>Mini Lesson 4 Step 1 Recap/Identify Need Think: How did I recap previous experience? How did I use conversational skills? Did I use a VTS - why? Did we discuss the training area?</p>



- a. Scan the QR code
- b. Watch the videos in the online course
- c. Make notes below ready for your trainer



<p>Mini Lesson 2 Step 1 Recap/Identify Need Think: How did I recap previous experience? How did I use conversational skills? Did I use a VTS - why? Did we discuss the training area?</p>	<p>Mini Lesson 1 Step 1 Recap/Identify Need Think: How did I recap previous experience? How did I use conversational skills? Did I use a VTS - why? Did we discuss the training area?</p>
<p>Mini Lesson 2 Step 2 Job Sharing Think: Did I discuss knowns and unknowns? How did we agree an appropriate level of support? Did we discuss route specific risks?</p>	<p>Mini Lesson 1 Step 2 Job Sharing Think: Did I discuss knowns and unknowns? How did we agree an appropriate level of support? Did we discuss route specific risks?</p>
<p>Mini Lesson 2 Step 3 Watching Learner/Doing Your Job Think: Was I aware of the pupil's actions? Was I aware of the surrounding areas? Did I deliver the level of help agreed? Did I need to use verbal or physical intervention?</p>	<p>Mini Lesson 1 Step 3 Watching Learner/Doing Your Job Think: Was I aware of the pupil's actions? Was I aware of the surrounding areas? Did I deliver the level of help agreed? Did I need to use verbal or physical intervention?</p>
<p>Mini Lesson 2 Step 4 Eliciting Feedback/Adapting Think: How did I elicit positive feedback? How was the lesson adapted in response to pupil's performance?</p>	<p>Mini Lesson 1 Step 4 Eliciting Feedback/Adapting Think: How did I elicit positive feedback? How was the lesson adapted in response to pupil's performance?</p>
<p>Mini Lesson 2 Step 5 Reflection Think: Has a learning need/goal been achieved to be reflected upon, or has the learning need changed? What are the learner's next steps?</p>	<p>Mini Lesson 1 Step 5 Reflection Think: Has a learning need/goal been achieved to be reflected upon, or has the learning need changed? What are the learner's next steps?</p>

<p>DATE COMPLETED:</p>		<p> Lesson completed</p>	<p> Lesson Reviewed</p>
<p>Mini Lesson 3 Step 5 Reflection Think: Has a learning need/goal been achieved to be reflected upon, or has the learning need changed? What are the learner's next steps?</p>	<p>Mini Lesson 4 Step 5 Reflection Think: Has a learning need/goal been achieved to be reflected upon, or has the learning need changed? What are the learner's next steps?</p>		
<p>Mini Lesson 3 Step 4 Eliciting Feedback/Adapting Think: How did I elicit positive feedback? How was the lesson adapted in response to pupil's performance?</p>	<p>Mini Lesson 4 Step 4 Eliciting Feedback/Adapting Think: How did I elicit positive feedback? How was the lesson adapted in response to pupil's performance?</p>		
<p>Mini Lesson 3 Step 3 Watching Learner/Doing Your Job Think: Was I aware of the pupil's actions? Was I aware of the surrounding areas? Did I deliver the level of help agreed? Did I need to use verbal or physical intervention?</p>	<p>Mini Lesson 4 Step 3 Watching Learner/Doing Your Job Think: Was I aware of the pupil's actions? Was I aware of the surrounding areas? Did I deliver the level of help agreed? Did I need to use verbal or physical intervention?</p>		
<p>Mini Lesson 3 Step 2 Job Sharing Think: Did I discuss knowns and unknowns? How did we agree an appropriate level of support? Did we discuss route specific risks?</p>	<p>Mini Lesson 4 Step 2 Job Sharing Think: Did I discuss knowns and unknowns? How did we agree an appropriate level of support? Did we discuss route specific risks?</p>		
<p>Mini Lesson 3 Step 1 Recap/Identify Need Think: How did I recap previous experience? How did I use conversational skills? Did I use a VTS - why? Did we discuss the training area?</p>	<p>Mini Lesson 4 Step 1 Recap/Identify Need Think: How did I recap previous experience? How did I use conversational skills? Did I use a VTS - why? Did we discuss the training area?</p>		



- a. Scan the QR code
- b. Watch the videos in the online course
- c. Make notes below ready for your trainer



<p>Mini Lesson 2 Step 1 Recap/Identify Need Think: How did I recap previous experience? How did I use conversational skills? Did I use a VTS - why? Did we discuss the training area?</p>	<p>Mini Lesson 1 Step 1 Recap/Identify Need Think: How did I recap previous experience? How did I use conversational skills? Did I use a VTS - why? Did we discuss the training area?</p>
<p>Mini Lesson 2 Step 2 Job Sharing Think: Did I discuss knowns and unknowns? How did we agree an appropriate level of support? Did we discuss route specific risks?</p>	<p>Mini Lesson 1 Step 2 Job Sharing Think: Did I discuss knowns and unknowns? How did we agree an appropriate level of support? Did we discuss route specific risks?</p>
<p>Mini Lesson 2 Step 3 Watching Learner/Doing Your Job Think: Was I aware of the pupil's actions? Was I aware of the surrounding areas? Did I deliver the level of help agreed? Did I need to use verbal or physical intervention?</p>	<p>Mini Lesson 1 Step 3 Watching Learner/Doing Your Job Think: Was I aware of the pupil's actions? Was I aware of the surrounding areas? Did I deliver the level of help agreed? Did I need to use verbal or physical intervention?</p>
<p>Mini Lesson 2 Step 4 Eliciting Feedback/Adapting Think: How did I elicit positive feedback? How was the lesson adapted in response to pupil's performance?</p>	<p>Mini Lesson 1 Step 4 Eliciting Feedback/Adapting Think: How did I elicit positive feedback? How was the lesson adapted in response to pupil's performance?</p>
<p>Mini Lesson 2 Step 5 Reflection Think: Has a learning need/goal been achieved to be reflected upon, or has the learning need changed? What are the learner's next steps?</p>	<p>Mini Lesson 1 Step 5 Reflection Think: Has a learning need/goal been achieved to be reflected upon, or has the learning need changed? What are the learner's next steps?</p>

DATE COMPLETED: Lesson completed Lesson Reviewed

<p>Mini Lesson 3 Step 5 Reflection Think: Has a learning need/goal been achieved to be reflected upon, or has the learning need changed? What are the learner's next steps?</p>	<p>Mini Lesson 4 Step 5 Reflection Think: Has a learning need/goal been achieved to be reflected upon, or has the learning need changed? What are the learner's next steps?</p>
<p>Mini Lesson 3 Step 4 Eliciting Feedback/Adapting Think: How did I elicit positive feedback? How was the lesson adapted in response to pupil's performance?</p>	<p>Mini Lesson 4 Step 4 Eliciting Feedback/Adapting Think: How did I elicit positive feedback? How was the lesson adapted in response to pupil's performance?</p>
<p>Mini Lesson 3 Step 3 Watching Learner/Doing Your Job Think: Was I aware of the pupil's actions? Was I aware of the surrounding areas? Did I deliver the level of help agreed? Did I need to use verbal or physical intervention?</p>	<p>Mini Lesson 4 Step 3 Watching Learner/Doing Your Job Think: Was I aware of the pupil's actions? Was I aware of the surrounding areas? Did I deliver the level of help agreed? Did I need to use verbal or physical intervention?</p>
<p>Mini Lesson 3 Step 2 Job Sharing Think: Did I discuss knowns and unknowns? How did we agree an appropriate level of support? Did we discuss route specific risks?</p>	<p>Mini Lesson 4 Step 2 Job Sharing Think: Did I discuss knowns and unknowns? How did we agree an appropriate level of support? Did we discuss route specific risks?</p>
<p>Mini Lesson 3 Step 1 Recap/Identify Need Think: How did I recap previous experience? How did I use conversational skills? Did I use a VTS - why? Did we discuss the training area?</p>	<p>Mini Lesson 4 Step 1 Recap/Identify Need Think: How did I recap previous experience? How did I use conversational skills? Did I use a VTS - why? Did we discuss the training area?</p>



Reflections/ Action Plan

Think: What has the trainer asked me to work on? What have we identified? What has gone well/not gone well? What am I going to do in my next lesson/session?

Lined writing area for reflections and action plan.



Reflections/ Action Plan

Think: What has the trainer asked me to work on? What have we identified? What has gone well/not gone well? What am I going to do in my next lesson/session?

Lined writing area for reflections and action plan.



Trainer's Feedback and Advice

What has the trainer asked me to work on and take to the next lesson/session?

Lined writing area for trainer's feedback and advice.



Trainer's Feedback and Advice

What has the trainer asked me to work on and take to the next lesson/session?

Lined writing area for trainer's feedback and advice.

DATE COMPLETED:

Date completed

Trainer's name:

DATE COMPLETED:

Date completed

Trainer's name:

TL PRE TEST - IN-CAR PREP



- a. Scan the QR code
- b. Watch the videos in the online course
- c. Make notes below ready for your trainer
- d. Answer the questions from the course ready for your trainer



IN-CAR PREP - Questions

Review the questions in the online course and please answer using the space below.

Lined writing area for in-car prep questions.



Research & Notes for Trainer

Review the questions in the online course and please answer using the space below.

Lined writing area for research and notes for trainer.

DATE COMPLETED:

1st go:

Revision?:

DATE COMPLETED:

1st go:

Revision?:



TL PRE TEST - In-Car Validation - Mini Lesson 1 - Setting up session

Trainer Please complete:

1. Who is the pupil?

2. How many hours of training have they had?

3. What have they been working on so far today?

4. What will be worked on for the rest of the session?

5. If the Trainer needs to intervene, or the Trainee needs to ask the Trainer something, how does the PDI want to do it? (i.e. In the car with the pupil or outside the car at a safe place away from pupil?)

6. Are there any particular strengths in the Trainee's skill-set they want the Trainer to watch?

7. Are there any particular weaknesses in the Trainee's skill set they want Trainer to watch?



TL PRE TEST - In-Car Validation - Mini Lesson 1

Trainer Please complete:

Mini Lesson 1 Step 1 Recap/Identify Need

Think: How did PDI recap previous experience? How did PDI use conversational skills? Did PDI use a VTS - why? Was the training area suitable for the pupil's need?

Mini Lesson 1 Step 2 Job Sharing

Think: Did PDI discuss knowns and unknowns? How did PDI agree an appropriate level of support? Did PDI discuss route specific risks?

Mini Lesson 1 Step 3 Watching Learner/Doing Your Job

Think: Was I aware of the pupil's actions? Was I aware of the surrounding areas? Did I deliver the level of help agreed? Did I need to use verbal or physical intervention?

Mini Lesson 1 Step 4 Eliciting Feedback/Adapting

Think: How did PDI elicit positive feedback? How was the lesson adapted in response to pupil's performance?

Mini Lesson 1 Step 5 Reflection

Think: Has a learning need/goal been achieved to be reflected upon, or has the learning need changed? What are the learner's next steps?



TL PRE TEST - In-Car Validation - Mini Lesson 2
Trainer Please complete:

Mini Lesson 2 Step 1 Recap/Identify Need

Think: How did PDI recap previous experience? How did PDI use conversational skills? Did PDI use a VTS - why? Was the training area suitable for the pupil's need?

Mini Lesson 2 Step 2 Job Sharing

Think: Did PDI discuss knowns and unknowns? How did PDI agree an appropriate level of support? Did PDI discuss route specific risks?

Mini Lesson 2 Step 3 Watching Learner/Doing Your Job

Think: Was I aware of the pupil's actions? Was I aware of the surrounding areas? Did I deliver the level of help agreed? Did I need to use verbal or physical intervention?

Mini Lesson 2 Step 4 Eliciting Feedback/Adapting

Think: How did PDI elicit positive feedback? How was the lesson adapted in response to pupil's performance?

Mini Lesson 2 Step 5 Reflection

Think: Has a learning need/goal been achieved to be reflected upon, or has the learning need changed? What are the learner's next steps?



TL PRE TEST - In-Car Validation - Mini Lesson 3
Trainer Please complete:

Mini Lesson 3 Step 1 Recap/Identify Need

Think: How did PDI recap previous experience? How did PDI use conversational skills? Did PDI use a VTS - why? Was the training area suitable for the pupil's need?

Mini Lesson 3 Step 2 Job Sharing

Think: Did PDI discuss knowns and unknowns? How did PDI agree an appropriate level of support? Did PDI discuss route specific risks?

Mini Lesson 3 Step 3 Watching Learner/Doing Your Job

Think: Was I aware of the pupil's actions? Was I aware of the surrounding areas? Did I deliver the level of help agreed? Did I need to use verbal or physical intervention?

Mini Lesson 3 Step 4 Eliciting Feedback/Adapting

Think: How did PDI elicit positive feedback? How was the lesson adapted in response to pupil's performance?

Mini Lesson 3 Step 5 Reflection

Think: Has a learning need/goal been achieved to be reflected upon, or has the learning need changed? What are the learner's next steps?



TL PRE TEST - In-Car Validation - Mini Lesson 4
Trainer Please complete:

Mini Lesson 4 Step 1 Recap/Identify Need

Think: How did PDI recap previous experience? How did PDI use conversational skills? Did PDI use a VTS - why? Was the training area suitable for the pupil's need?

Mini Lesson 4 Step 2 Job Sharing

Think: Did PDI discuss knowns and unknowns? How did PDI agree an appropriate level of support? Did PDI discuss route specific risks?

Mini Lesson 4 Step 3 Watching Learner/Doing Your Job

Think: Was I aware of the pupil's actions? Was I aware of the surrounding areas? Did I deliver the level of help agreed? Did I need to use verbal or physical intervention?

Mini Lesson 4 Step 4 Eliciting Feedback/Adapting

Think: How did PDI elicit positive feedback? How was the lesson adapted in response to pupil's performance?

Mini Lesson 4 Step 5 Reflection

Think: Has a learning need/goal been achieved to be reflected upon, or has the learning need changed? What are the learner's next steps?



TL PRE TEST - In-Car Validation - Mini Lesson 5
Trainer Please complete:

Mini Lesson 5 Step 1 Recap/Identify Need

Think: How did PDI recap previous experience? How did PDI use conversational skills? Did PDI use a VTS - why? Was the training area suitable for the pupil's need?

Mini Lesson 5 Step 2 Job Sharing

Think: Did PDI discuss knowns and unknowns? How did PDI agree an appropriate level of support? Did PDI discuss route specific risks?

Mini Lesson 5 Step 3 Watching Learner/Doing Your Job

Think: Was I aware of the pupil's actions? Was I aware of the surrounding areas? Did I deliver the level of help agreed? Did I need to use verbal or physical intervention?

Mini Lesson 5 Step 4 Eliciting Feedback/Adapting

Think: How did PDI elicit positive feedback? How was the lesson adapted in response to pupil's performance?

Mini Lesson 5 Step 5 Reflection

Think: Has a learning need/goal been achieved to be reflected upon, or has the learning need changed? What are the learner's next steps?



Remedial action

Record areas for development and specific practice exercises completed below.

Lined writing area for remedial action notes.



Remedial action

Record areas for development and specific practice exercises completed below.

Lined writing area for remedial action notes.



1. Starting the session/picking up the pupil - Discuss:

At the end of today's session, what was the agreed learning need for the next lesson?

Lined writing area for the first question.

How will we get from the 'pick up location' to a suitable training location?
THINK: Who will drive and why? How can you work on the learning need on this drive?

Lined writing area for the second question.

Once at a suitable training location, what happens next?
THINK: is the learning need still the same? Do we need to adapt?

Lined writing area for the third question.

How do we continue to use the 5 steps to ensure learning takes place?

Lined writing area for the fourth question.



2. Getting to the test centre - Discuss:

How do we start a 'mini lesson' where the goal is to get to the test centre?

Lined writing area for the first question.

What does getting to the test centre look like?
THINK: Time; route; who will drive; Job Sharing?

Lined writing area for the second question.

Can you continue to work towards the learning need as you drive to the test centre?

Lined writing area for the third question.

What do we need to do at the test centre?
THINK: Parking? Keys? Documents? Conversations with pupil and examiner?

Lined writing area for the fourth question.





3. Starting the test - Discuss:

How will you recap when the examiner gets in the car?

What Job Share will be appropriate at this stage?

THINK: Any test centre specifics? E.G., Hills, pedestrians, One way systems?

How will you get from the test centre to the suitable training area?

THINK: is the learning need still the same? Do we need to adapt?

When we get to the training area, what happens next?

THINK: Eliciting feedback? Adaptation needed?



4. What happens next? - Discuss:

How do we use the 5 steps process now we are at the training location?

THINK Recap, Identify Needs, Job Share.

Based on the pupil's performance in today's lesson, what is likely to happen?

Is the training area suitable if you need to adapt?

THINK: How will we progress the pupil forward or take a step back?

What happens next?

THINK: Using the 5 steps to ensure learning takes place. Time management/test constraints?





Remedial action

Record areas for development and specific practice exercises completed below.

Lined writing area for remedial action notes.



Remedial action

Record areas for development and specific practice exercises completed below.

Lined writing area for remedial action notes.



Reflections/ Action Plan

Think: What has the trainer asked me to work on? What have we identified? What has gone well/not gone well?

Lined writing area for Reflections/ Action Plan



Trainer's Feedback and Advice

FOR TRAINER: What am I asking the trainee to work on and take to their Virtual Classes and in preparation for Trainee Licence?

Lined writing area for Trainer's Feedback and Advice

SESSION RECORD:



Date:



Duration:

SESSION SIGNATURES:

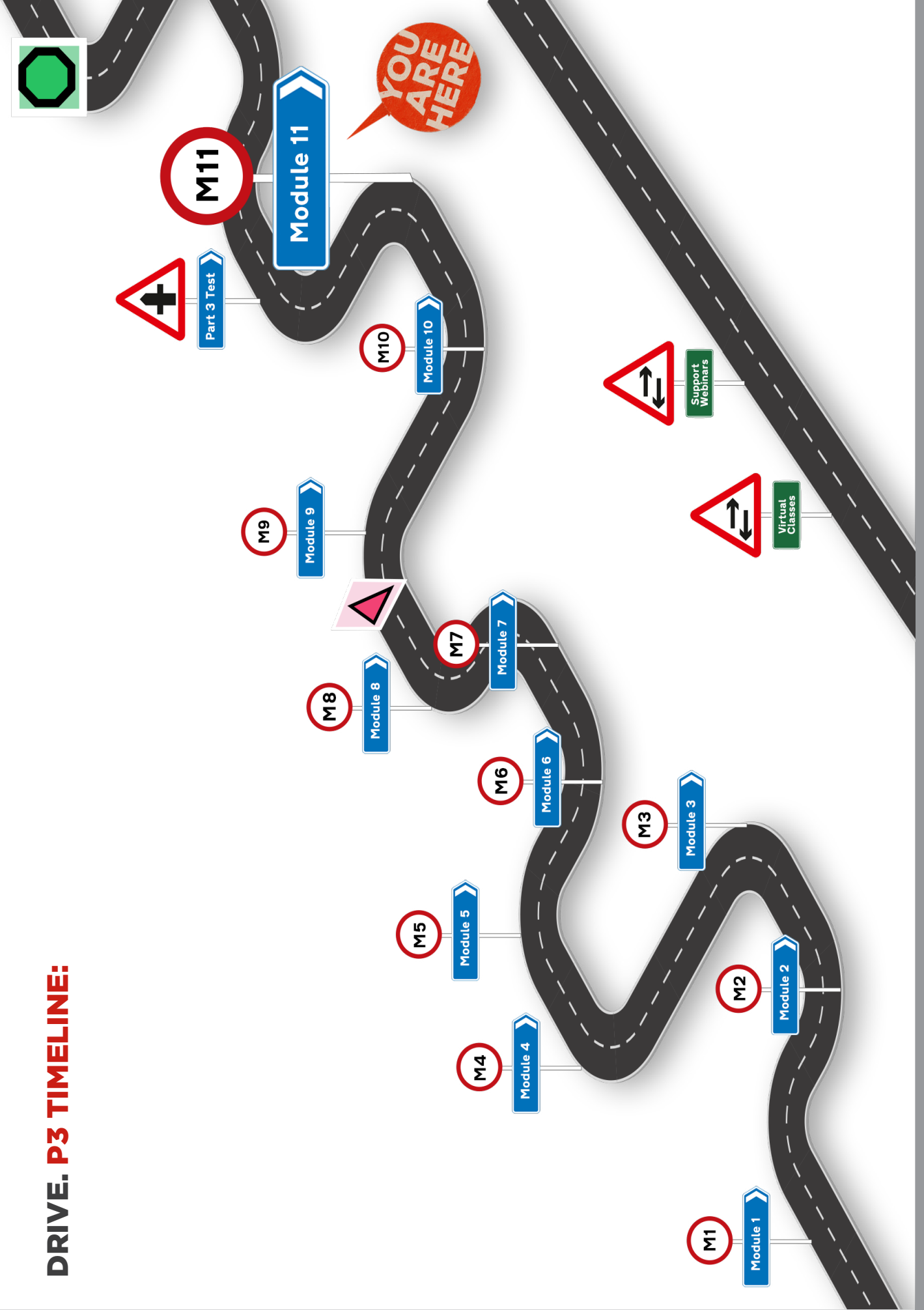


Trainee Signature:



Trainer Signature:

DRIVE. P3 TIMELINE:



MOD 12



P3 POST TEST WORKBOOK

TRAINEE LICENCE POST TEST TRAINING

CONTENTS:

1: Online Preparation	Pg 2
2: Project 1	Pg 3
3: P3 Test Review Webinar	Pg 4-5
4: Project 2	Pg 6-7
5: Lesson Reflections	Pg 8-13
6: PDI Surgeries	Pg 14-17
7: In-Car Test Analysis	Pg 18-21
8: In-Car Remedial	Pg 22-25
9: P3 Webinars	Pg 26-27





- a. Scan the QR code
- b. Watch the videos in the online course
- c. Make notes below ready for your trainer



Subject Videos - Notes

Now that you have watched the videos, please answer the questions in the course using the space below.



- a. Scan the QR code
- b. Watch the videos in the online course
- c. Make notes below ready for your trainer



Subject Videos - Notes

Now that you have watched the videos, please answer the questions in the course using the space below.

DATE COMPLETED:



1st go:



Revision?:

DATE COMPLETED:



1st go:



Revision?:

<p>Mini Lesson 1 Step 1 Recap/Identify Need</p> <p>Think: How did I recap previous experience? How did I use conversational skills? Did I use a VTS - why? Did we discuss the training area?</p> <hr/> <hr/> <hr/> <hr/> <hr/> <hr/>	
<p>Mini Lesson 1 Step 2 Job Sharing</p> <p>Think: Did I discuss knowns and unknowns? How did we agree an appropriate level of support? Did we discuss route specific risks?</p> <hr/> <hr/> <hr/> <hr/> <hr/> <hr/>	
<p>Mini Lesson 1 Step 3 Watching Learner/Doing Your Job</p> <p>Think: Was I aware of the pupil's actions? Was I aware of the surrounding areas? Did I deliver the level of help agreed? Did I need to use verbal or physical intervention?</p> <hr/> <hr/> <hr/> <hr/> <hr/> <hr/>	<p>Mini Lesson 2 Step 2 Job Sharing</p> <p>Think: Did I discuss knowns and unknowns? How did we agree an appropriate level of support? Did we discuss route specific risks?</p> <hr/> <hr/> <hr/> <hr/> <hr/> <hr/>
<p>Mini Lesson 1 Step 4 Eliciting Feedback/Adapting</p> <p>Think: How did I elicit positive feedback? How was the lesson adapted in response to pupil's performance?</p> <hr/> <hr/> <hr/> <hr/> <hr/> <hr/>	<p>Mini Lesson 2 Step 3 Watching Learner/Doing Your Job</p> <p>Think: Was I aware of the pupil's actions? Was I aware of the surrounding areas? Did I deliver the level of help agreed? Did I need to use verbal or physical intervention?</p> <hr/> <hr/> <hr/> <hr/> <hr/> <hr/>
<p>Mini Lesson 1 Step 5 Reflection</p> <p>Think: Has a learning need/goal been achieved to be reflected upon, or has the learning need changed? What are the learner's next steps?</p> <hr/> <hr/> <hr/> <hr/> <hr/> <hr/>	<p>Mini Lesson 2 Step 4 Eliciting Feedback/Adapting</p> <p>Think: How did I elicit positive feedback? How was the lesson adapted in response to pupil's performance?</p> <hr/> <hr/> <hr/> <hr/> <hr/> <hr/>
	<p>Mini Lesson 2 Step 5 Reflection</p> <p>Think: Has a learning need/goal been achieved to be reflected upon, or has the learning need changed? What are the learner's next steps?</p> <hr/> <hr/> <hr/> <hr/> <hr/> <hr/>



Notes

Think: What has the trainer discussed? What have we identified?

Lined area for taking notes.



Reflections / Action Plan

Think: What has the trainer asked me to work on? What have we identified as areas for development?

Lined area for reflections and action plan.



Trainer's Feedback and Advice

What areas of the course will I revisit ready my next lesson/session?

Lined area for trainer's feedback and advice.

DATE COMPLETED:

Date completed

Trainer's name:



- a. Scan the QR code
- b. Watch the videos in the online course
- c. Make notes below ready for your trainer



<p>Mini Lesson 2 Step 1 Recap/Identify Need Think: How did I recap previous experience? How did I use conversational skills? Did I use a VTS - why? Did we discuss the training area?</p>	<p>Mini Lesson 1 Step 1 Recap/Identify Need Think: How did I recap previous experience? How did I use conversational skills? Did I use a VTS - why? Did we discuss the training area?</p>
<p>Mini Lesson 2 Step 2 Job Sharing Think: Did I discuss knowns and unknowns? How did we agree an appropriate level of support? Did we discuss route specific risks?</p>	<p>Mini Lesson 1 Step 2 Job Sharing Think: Did I discuss knowns and unknowns? How did we agree an appropriate level of support? Did we discuss route specific risks?</p>
<p>Mini Lesson 2 Step 3 Watching Learner/Doing Your Job Think: Was I aware of the pupil's actions? Was I aware of the surrounding areas? Did I deliver the level of help agreed? Did I need to use verbal or physical intervention?</p>	<p>Mini Lesson 1 Step 3 Watching Learner/Doing Your Job Think: Was I aware of the pupil's actions? Was I aware of the surrounding areas? Did I deliver the level of help agreed? Did I need to use verbal or physical intervention?</p>
<p>Mini Lesson 2 Step 4 Eliciting Feedback/Adapting Think: How did I elicit positive feedback? How was the lesson adapted in response to pupil's performance?</p>	<p>Mini Lesson 1 Step 4 Eliciting Feedback/Adapting Think: How did I elicit positive feedback? How was the lesson adapted in response to pupil's performance?</p>
<p>Mini Lesson 2 Step 5 Reflection Think: Has a learning need/goal been achieved to be reflected upon, or has the learning need changed? What are the learner's next steps?</p>	<p>Mini Lesson 1 Step 5 Reflection Think: Has a learning need/goal been achieved to be reflected upon, or has the learning need changed? What are the learner's next steps?</p>

DATE COMPLETED:	Lesson completed	Lesson Reviewed
<p>Mini Lesson 3 Step 5 Reflection Think: Has a learning need/goal been achieved to be reflected upon, or has the learning need changed? What are the learner's next steps?</p>	<p>Mini Lesson 4 Step 5 Reflection Think: Has a learning need/goal been achieved to be reflected upon, or has the learning need changed? What are the learner's next steps?</p>	<p>Mini Lesson 3 Step 1 Recap/Identify Need Think: How did I recap previous experience? How did I use conversational skills? Did I use a VTS - why? Did we discuss the training area?</p>
<p>Mini Lesson 3 Step 4 Eliciting Feedback/Adapting Think: How did I elicit positive feedback? How was the lesson adapted in response to pupil's performance?</p>	<p>Mini Lesson 4 Step 4 Eliciting Feedback/Adapting Think: How did I elicit positive feedback? How was the lesson adapted in response to pupil's performance?</p>	<p>Mini Lesson 3 Step 2 Job Sharing Think: Did I discuss knowns and unknowns? How did we agree an appropriate level of support? Did we discuss route specific risks?</p>
<p>Mini Lesson 3 Step 3 Watching Learner/Doing Your Job Think: Was I aware of the pupil's actions? Was I aware of the surrounding areas? Did I deliver the level of help agreed? Did I need to use verbal or physical intervention?</p>	<p>Mini Lesson 4 Step 3 Watching Learner/Doing Your Job Think: Was I aware of the pupil's actions? Was I aware of the surrounding areas? Did I deliver the level of help agreed? Did I need to use verbal or physical intervention?</p>	<p>Mini Lesson 4 Step 2 Job Sharing Think: Did I discuss knowns and unknowns? How did we agree an appropriate level of support? Did we discuss route specific risks?</p>
<p>Mini Lesson 3 Step 2 Job Sharing Think: Did I discuss knowns and unknowns? How did we agree an appropriate level of support? Did we discuss route specific risks?</p>	<p>Mini Lesson 4 Step 1 Recap/Identify Need Think: How did I recap previous experience? How did I use conversational skills? Did I use a VTS - why? Did we discuss the training area?</p>	<p>Mini Lesson 3 Step 1 Recap/Identify Need Think: How did I recap previous experience? How did I use conversational skills? Did I use a VTS - why? Did we discuss the training area?</p>



- a. Scan the QR code
- b. Watch the videos in the online course
- c. Make notes below ready for your trainer



<p>Mini Lesson 2 Step 1 Recap/Identify Need Think: How did I recap previous experience? How did I use conversational skills? Did I use a VTS - why? Did we discuss the training area?</p>	<p>Mini Lesson 1 Step 1 Recap/Identify Need Think: How did I recap previous experience? How did I use conversational skills? Did I use a VTS - why? Did we discuss the training area?</p>
<p>Mini Lesson 2 Step 2 Job Sharing Think: Did I discuss knowns and unknowns? How did we agree an appropriate level of support? Did we discuss route specific risks?</p>	<p>Mini Lesson 1 Step 2 Job Sharing Think: Did I discuss knowns and unknowns? How did we agree an appropriate level of support? Did we discuss route specific risks?</p>
<p>Mini Lesson 2 Step 3 Watching Learner/Doing Your Job Think: Was I aware of the pupil's actions? Was I aware of the surrounding areas? Did I deliver the level of help agreed? Did I need to use verbal or physical intervention?</p>	<p>Mini Lesson 1 Step 3 Watching Learner/Doing Your Job Think: Was I aware of the pupil's actions? Was I aware of the surrounding areas? Did I deliver the level of help agreed? Did I need to use verbal or physical intervention?</p>
<p>Mini Lesson 2 Step 4 Eliciting Feedback/Adapting Think: How did I elicit positive feedback? How was the lesson adapted in response to pupil's performance?</p>	<p>Mini Lesson 1 Step 4 Eliciting Feedback/Adapting Think: How did I elicit positive feedback? How was the lesson adapted in response to pupil's performance?</p>
<p>Mini Lesson 2 Step 5 Reflection Think: Has a learning need/goal been achieved to be reflected upon, or has the learning need changed? What are the learner's next steps?</p>	<p>Mini Lesson 1 Step 5 Reflection Think: Has a learning need/goal been achieved to be reflected upon, or has the learning need changed? What are the learner's next steps?</p>

<p>Mini Lesson 3 Step 5 Reflection Think: Has a learning need/goal been achieved to be reflected upon, or has the learning need changed? What are the learner's next steps?</p>	<p>Mini Lesson 4 Step 5 Reflection Think: Has a learning need/goal been achieved to be reflected upon, or has the learning need changed? What are the learner's next steps?</p>
<p>Mini Lesson 3 Step 4 Eliciting Feedback/Adapting Think: How did I elicit positive feedback? How was the lesson adapted in response to pupil's performance?</p>	<p>Mini Lesson 4 Step 4 Eliciting Feedback/Adapting Think: How did I elicit positive feedback? How was the lesson adapted in response to pupil's performance?</p>
<p>Mini Lesson 3 Step 3 Watching Learner/Doing Your Job Think: Was I aware of the pupil's actions? Was I aware of the surrounding areas? Did I deliver the level of help agreed? Did I need to use verbal or physical intervention?</p>	<p>Mini Lesson 4 Step 3 Watching Learner/Doing Your Job Think: Was I aware of the pupil's actions? Was I aware of the surrounding areas? Did I deliver the level of help agreed? Did I need to use verbal or physical intervention?</p>
<p>Mini Lesson 3 Step 2 Job Sharing Think: Did I discuss knowns and unknowns? How did we agree an appropriate level of support? Did we discuss route specific risks?</p>	<p>Mini Lesson 4 Step 2 Job Sharing Think: Did I discuss knowns and unknowns? How did we agree an appropriate level of support? Did we discuss route specific risks?</p>
<p>Mini Lesson 3 Step 1 Recap/Identify Need Think: How did I recap previous experience? How did I use conversational skills? Did I use a VTS - why? Did we discuss the training area?</p>	<p>Mini Lesson 4 Step 1 Recap/Identify Need Think: How did I recap previous experience? How did I use conversational skills? Did I use a VTS - why? Did we discuss the training area?</p>

DATE COMPLETED:

Lesson completed

Lesson Reviewed



- a. Scan the QR code
- b. Watch the videos in the online course
- c. Make notes below ready for your trainer



<p>Mini Lesson 2 Step 1 Recap/Identify Need Think: How did I recap previous experience? How did I use conversational skills? Did I use a VTS - why? Did we discuss the training area?</p>	<p>Mini Lesson 1 Step 1 Recap/Identify Need Think: How did I recap previous experience? How did I use conversational skills? Did I use a VTS - why? Did we discuss the training area?</p>
<p>Mini Lesson 2 Step 2 Job Sharing Think: Did I discuss knowns and unknowns? How did we agree an appropriate level of support? Did we discuss route specific risks?</p>	<p>Mini Lesson 1 Step 2 Job Sharing Think: Did I discuss knowns and unknowns? How did we agree an appropriate level of support? Did we discuss route specific risks?</p>
<p>Mini Lesson 2 Step 3 Watching Learner/Doing Your Job Think: Was I aware of the pupil's actions? Was I aware of the surrounding areas? Did I deliver the level of help agreed? Did I need to use verbal or physical intervention?</p>	<p>Mini Lesson 1 Step 3 Watching Learner/Doing Your Job Think: Was I aware of the pupil's actions? Was I aware of the surrounding areas? Did I deliver the level of help agreed? Did I need to use verbal or physical intervention?</p>
<p>Mini Lesson 2 Step 4 Eliciting Feedback/Adapting Think: How did I elicit positive feedback? How was the lesson adapted in response to pupil's performance?</p>	<p>Mini Lesson 1 Step 4 Eliciting Feedback/Adapting Think: How did I elicit positive feedback? How was the lesson adapted in response to pupil's performance?</p>
<p>Mini Lesson 2 Step 5 Reflection Think: Has a learning need/goal been achieved to be reflected upon, or has the learning need changed? What are the learner's next steps?</p>	<p>Mini Lesson 1 Step 5 Reflection Think: Has a learning need/goal been achieved to be reflected upon, or has the learning need changed? What are the learner's next steps?</p>

DATE COMPLETED: Lesson completed Lesson Reviewed

<p>Mini Lesson 3 Step 5 Reflection Think: Has a learning need/goal been achieved to be reflected upon, or has the learning need changed? What are the learner's next steps?</p>	<p>Mini Lesson 4 Step 5 Reflection Think: Has a learning need/goal been achieved to be reflected upon, or has the learning need changed? What are the learner's next steps?</p>
<p>Mini Lesson 3 Step 4 Eliciting Feedback/Adapting Think: How did I elicit positive feedback? How was the lesson adapted in response to pupil's performance?</p>	<p>Mini Lesson 4 Step 4 Eliciting Feedback/Adapting Think: How did I elicit positive feedback? How was the lesson adapted in response to pupil's performance?</p>
<p>Mini Lesson 3 Step 3 Watching Learner/Doing Your Job Think: Was I aware of the pupil's actions? Was I aware of the surrounding areas? Did I deliver the level of help agreed? Did I need to use verbal or physical intervention?</p>	<p>Mini Lesson 4 Step 3 Watching Learner/Doing Your Job Think: Was I aware of the pupil's actions? Was I aware of the surrounding areas? Did I deliver the level of help agreed? Did I need to use verbal or physical intervention?</p>
<p>Mini Lesson 3 Step 2 Job Sharing Think: Did I discuss knowns and unknowns? How did we agree an appropriate level of support? Did we discuss route specific risks?</p>	<p>Mini Lesson 4 Step 2 Job Sharing Think: Did I discuss knowns and unknowns? How did we agree an appropriate level of support? Did we discuss route specific risks?</p>
<p>Mini Lesson 3 Step 1 Recap/Identify Need Think: How did I recap previous experience? How did I use conversational skills? Did I use a VTS - why? Did we discuss the training area?</p>	<p>Mini Lesson 4 Step 1 Recap/Identify Need Think: How did I recap previous experience? How did I use conversational skills? Did I use a VTS - why? Did we discuss the training area?</p>



Reflections/ Action Plan

Think: What has the trainer asked me to work on? What have we identified? What has gone well/not gone well? What am I going to do in my next lesson/session?

Lined writing area for reflections and action plan.



Reflections / Action Plan

Think: What has the trainer asked me to work on? What have we identified? What has gone well/not gone well? What am I going to do in my next lesson/session?

Lined writing area for reflections and action plan.



Trainer's Feedback and Advice

What has the trainer asked me to work on and take to the next lesson/session?

Lined writing area for trainer's feedback and advice.



Trainer's Feedback and Advice

What has the trainer asked me to work on and take to the next lesson/session?

Lined writing area for trainer's feedback and advice.

DATE COMPLETED:



Date completed



Trainer's name:

DATE COMPLETED:



Date completed



Trainer's name:



TL POST TEST - In-Car TEST ANALYSIS - Setting up session

Trainer Please complete:

1. What areas of development were identified the Part 3 remedial webinar?

THINK: Examiner's feedback, reflections on test and trainer's feedback/advice/action plan.

Lined writing area for question 1.

2. What skills have you been working on?

THINK: Examiner's feedback, reflections on test and trainer's feedback/advice/action

Lined writing area for question 2.

3. Where do we start today?

THINK: Prioritise any safety/potential safety critical issues, and reflections on lessons so far.

Lined writing area for question 3.



TL POST TEST - In-Car TEST ANALYSIS

Record areas for development and specific practice exercises completed below.

Lined writing area for recording development areas and practice exercises.





TL POST TEST - In-Car TEST ANALYSIS

Record areas for development and specific practice exercises completed below.

Lined writing area for recording development areas and practice exercises.



TL POST TEST - In-Car TEST ANALYSIS

Record areas for development and specific practice exercises completed below.

Lined writing area for recording development areas and practice exercises.





Remedial action

Record areas for development and specific practice exercises completed below.

Lined area for writing remedial action notes.



Remedial action

Record areas for development and specific practice exercises completed below.

Lined area for writing remedial action notes.



Reflections/ Action Plan

Think: What has the trainer asked me to work on? What have we identified? What has gone well/not gone well?

Lined writing area for Reflections/ Action Plan



Trainer's Feedback and Advice

FOR TRAINER: What am I asking the trainee to work on and take to their Virtual Classes and in preparation for Trainee Licence?

Lined writing area for Trainer's Feedback and Advice

SESSION RECORD:



Date:



Duration:

SESSION SIGNATURES:



Trainee Signature:



Trainer Signature:





Reflections/ Action Plan

Think: What has the trainer asked me to work on? What have we identified?
What has gone well/not gone well? What am I going to do in my next lesson/
session?



Reflections/ Action Plan

Think: What has the trainer asked me to work on? What have we identified?
What has gone well/not gone well? What am I going to do in my next lesson/
session?



Trainer's Feedback and Advice

What has the trainer asked me to work on and take to the next lesson/session?



Trainer's Feedback and Advice

What has the trainer asked me to work on and take to the next lesson/session?

DATE COMPLETED:

Date completed

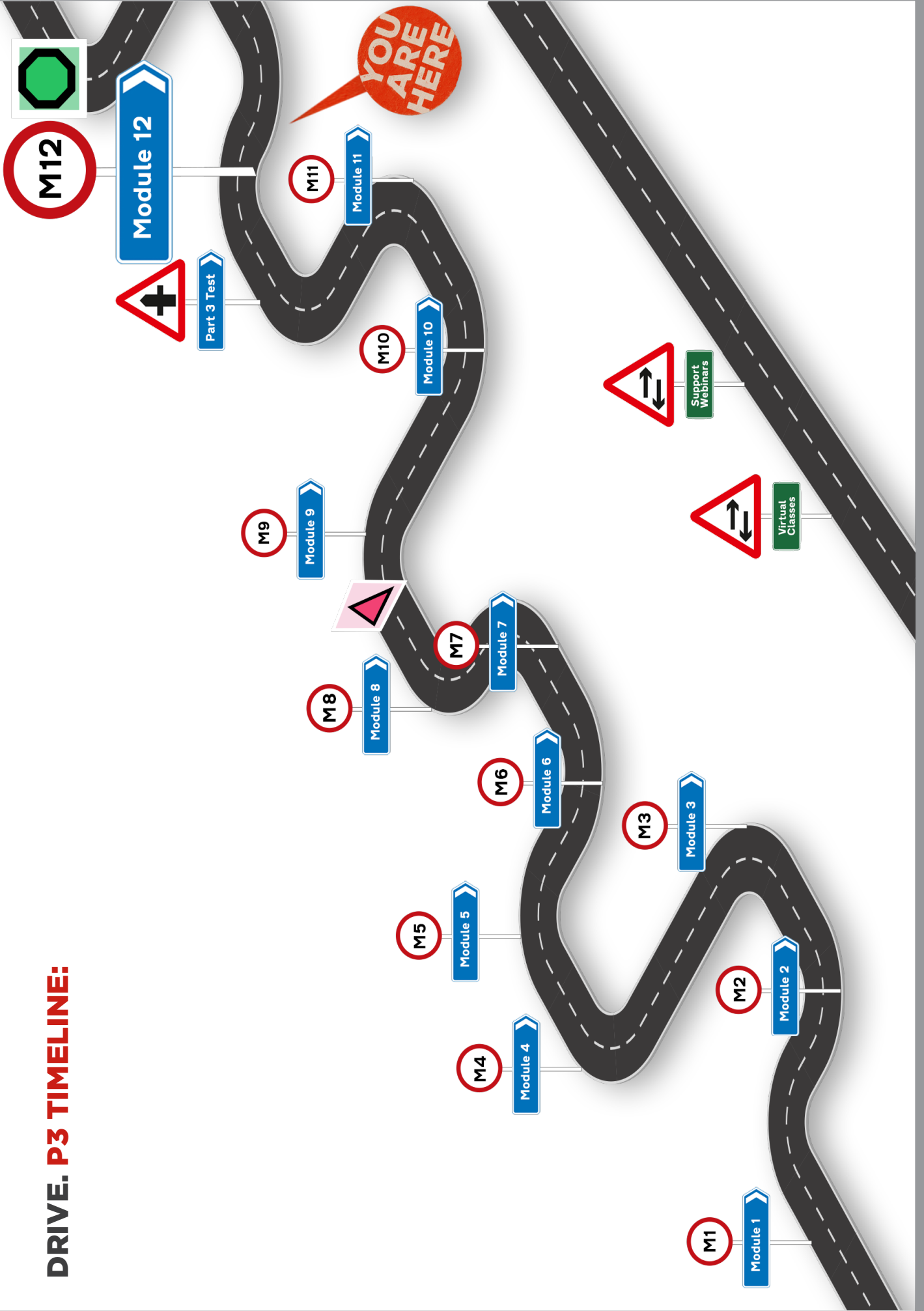
Trainer's name:

DATE COMPLETED:

Date completed

Trainer's name:

DRIVE. P3 TIMELINE:



MOD 13



P3 PRE TEST 2 WORKBOOK

TRAINEE LICENCE PRE TEST 2 TRAINING

CONTENTS:

1: Online Preparation	Pg 2
2: Project 1	Pg 3
3: Project 2	Pg 4-5
4: Lesson Reflections	Pg 6-11
5: PDI Surgeries	Pg 12-15
5: In-Car Validation	Pg 16-25
5: P3 Webinars	Pg 26-27





- a. Scan the QR code
- b. Watch the videos in the online course
- c. Make notes below ready for your trainer



<p>Mini Lesson 2 Step 1 Recap/Identify Need Think: How did I recap previous experience? How did I use conversational skills? Did I use a VTS - why? Did we discuss the training area?</p>	<p>Mini Lesson 1 Step 1 Recap/Identify Need Think: How did I recap previous experience? How did I use conversational skills? Did I use a VTS - why? Did we discuss the training area?</p>
<p>Mini Lesson 2 Step 2 Job Sharing Think: Did I discuss knowns and unknowns? How did we agree an appropriate level of support? Did we discuss route specific risks?</p>	<p>Mini Lesson 1 Step 2 Job Sharing Think: Did I discuss knowns and unknowns? How did we agree an appropriate level of support? Did we discuss route specific risks?</p>
<p>Mini Lesson 2 Step 3 Watching Learner/Doing Your Job Think: Was I aware of the pupil's actions? Was I aware of the surrounding areas? Did I deliver the level of help agreed? Did I need to use verbal or physical intervention?</p>	<p>Mini Lesson 1 Step 3 Watching Learner/Doing Your Job Think: Was I aware of the pupil's actions? Was I aware of the surrounding areas? Did I deliver the level of help agreed? Did I need to use verbal or physical intervention?</p>
<p>Mini Lesson 2 Step 4 Eliciting Feedback/Adapting Think: How did I elicit positive feedback? How was the lesson adapted in response to pupil's performance?</p>	<p>Mini Lesson 1 Step 4 Eliciting Feedback/Adapting Think: How did I elicit positive feedback? How was the lesson adapted in response to pupil's performance?</p>
<p>Mini Lesson 2 Step 5 Reflection Think: Has a learning need/goal been achieved to be reflected upon, or has the learning need changed? What are the learner's next steps?</p>	<p>Mini Lesson 1 Step 5 Reflection Think: Has a learning need/goal been achieved to be reflected upon, or has the learning need changed? What are the learner's next steps?</p>

DATE COMPLETED:	Lesson completed	Lesson Reviewed
<p>Mini Lesson 3 Step 5 Reflection Think: Has a learning need/goal been achieved to be reflected upon, or has the learning need changed? What are the learner's next steps?</p>	<p>Mini Lesson 4 Step 5 Reflection Think: Has a learning need/goal been achieved to be reflected upon, or has the learning need changed? What are the learner's next steps?</p>	<p>Mini Lesson 3 Step 1 Recap/Identify Need Think: How did I recap previous experience? How did I use conversational skills? Did I use a VTS - why? Did we discuss the training area?</p>
<p>Mini Lesson 3 Step 4 Eliciting Feedback/Adapting Think: How did I elicit positive feedback? How was the lesson adapted in response to pupil's performance?</p>	<p>Mini Lesson 4 Step 4 Eliciting Feedback/Adapting Think: How did I elicit positive feedback? How was the lesson adapted in response to pupil's performance?</p>	<p>Mini Lesson 3 Step 2 Job Sharing Think: Did I discuss knowns and unknowns? How did we agree an appropriate level of support? Did we discuss route specific risks?</p>
<p>Mini Lesson 3 Step 3 Watching Learner/Doing Your Job Think: Was I aware of the pupil's actions? Was I aware of the surrounding areas? Did I deliver the level of help agreed? Did I need to use verbal or physical intervention?</p>	<p>Mini Lesson 4 Step 3 Watching Learner/Doing Your Job Think: Was I aware of the pupil's actions? Was I aware of the surrounding areas? Did I deliver the level of help agreed? Did I need to use verbal or physical intervention?</p>	<p>Mini Lesson 4 Step 2 Job Sharing Think: Did I discuss knowns and unknowns? How did we agree an appropriate level of support? Did we discuss route specific risks?</p>
<p>Mini Lesson 3 Step 2 Job Sharing Think: Did I discuss knowns and unknowns? How did we agree an appropriate level of support? Did we discuss route specific risks?</p>	<p>Mini Lesson 4 Step 1 Recap/Identify Need Think: How did I recap previous experience? How did I use conversational skills? Did I use a VTS - why? Did we discuss the training area?</p>	<p>Mini Lesson 3 Step 1 Recap/Identify Need Think: How did I recap previous experience? How did I use conversational skills? Did I use a VTS - why? Did we discuss the training area?</p>



- a. Scan the QR code
- b. Watch the videos in the online course
- c. Make notes below ready for your trainer



<p>Mini Lesson 2 Step 1 Recap/Identify Need Think: How did I recap previous experience? How did I use conversational skills? Did I use a VTS - why? Did we discuss the training area?</p>	<p>Mini Lesson 1 Step 1 Recap/Identify Need Think: How did I recap previous experience? How did I use conversational skills? Did I use a VTS - why? Did we discuss the training area?</p>
<p>Mini Lesson 2 Step 2 Job Sharing Think: Did I discuss knowns and unknowns? How did we agree an appropriate level of support? Did we discuss route specific risks?</p>	<p>Mini Lesson 1 Step 2 Job Sharing Think: Did I discuss knowns and unknowns? How did we agree an appropriate level of support? Did we discuss route specific risks?</p>
<p>Mini Lesson 2 Step 3 Watching Learner/Doing Your Job Think: Was I aware of the pupil's actions? Was I aware of the surrounding areas? Did I deliver the level of help agreed? Did I need to use verbal or physical intervention?</p>	<p>Mini Lesson 1 Step 3 Watching Learner/Doing Your Job Think: Was I aware of the pupil's actions? Was I aware of the surrounding areas? Did I deliver the level of help agreed? Did I need to use verbal or physical intervention?</p>
<p>Mini Lesson 2 Step 4 Eliciting Feedback/Adapting Think: How did I elicit positive feedback? How was the lesson adapted in response to pupil's performance?</p>	<p>Mini Lesson 1 Step 4 Eliciting Feedback/Adapting Think: How did I elicit positive feedback? How was the lesson adapted in response to pupil's performance?</p>
<p>Mini Lesson 2 Step 5 Reflection Think: Has a learning need/goal been achieved to be reflected upon, or has the learning need changed? What are the learner's next steps?</p>	<p>Mini Lesson 1 Step 5 Reflection Think: Has a learning need/goal been achieved to be reflected upon, or has the learning need changed? What are the learner's next steps?</p>

DATE COMPLETED:



Lesson completed



Lesson Reviewed

<p>Mini Lesson 3 Step 5 Reflection Think: Has a learning need/goal been achieved to be reflected upon, or has the learning need changed? What are the learner's next steps?</p>	<p>Mini Lesson 4 Step 5 Reflection Think: Has a learning need/goal been achieved to be reflected upon, or has the learning need changed? What are the learner's next steps?</p>
<p>Mini Lesson 3 Step 4 Eliciting Feedback/Adapting Think: How did I elicit positive feedback? How was the lesson adapted in response to pupil's performance?</p>	<p>Mini Lesson 4 Step 4 Eliciting Feedback/Adapting Think: How did I elicit positive feedback? How was the lesson adapted in response to pupil's performance?</p>
<p>Mini Lesson 3 Step 3 Watching Learner/Doing Your Job Think: Was I aware of the pupil's actions? Was I aware of the surrounding areas? Did I deliver the level of help agreed? Did I need to use verbal or physical intervention?</p>	<p>Mini Lesson 4 Step 3 Watching Learner/Doing Your Job Think: Was I aware of the pupil's actions? Was I aware of the surrounding areas? Did I deliver the level of help agreed? Did I need to use verbal or physical intervention?</p>
<p>Mini Lesson 3 Step 2 Job Sharing Think: Did I discuss knowns and unknowns? How did we agree an appropriate level of support? Did we discuss route specific risks?</p>	<p>Mini Lesson 4 Step 2 Job Sharing Think: Did I discuss knowns and unknowns? How did we agree an appropriate level of support? Did we discuss route specific risks?</p>
<p>Mini Lesson 3 Step 1 Recap/Identify Need Think: How did I recap previous experience? How did I use conversational skills? Did I use a VTS - why? Did we discuss the training area?</p>	<p>Mini Lesson 4 Step 1 Recap/Identify Need Think: How did I recap previous experience? How did I use conversational skills? Did I use a VTS - why? Did we discuss the training area?</p>



- a. Scan the QR code
- b. Watch the videos in the online course
- c. Make notes below ready for your trainer



<p>Mini Lesson 2 Step 1 Recap/Identify Need Think: How did I recap previous experience? How did I use conversational skills? Did I use a VTS - why? Did we discuss the training area?</p>	<p>Mini Lesson 1 Step 1 Recap/Identify Need Think: How did I recap previous experience? How did I use conversational skills? Did I use a VTS - why? Did we discuss the training area?</p>
<p>Mini Lesson 2 Step 2 Job Sharing Think: Did I discuss knowns and unknowns? How did we agree an appropriate level of support? Did we discuss route specific risks?</p>	<p>Mini Lesson 1 Step 2 Job Sharing Think: Did I discuss knowns and unknowns? How did we agree an appropriate level of support? Did we discuss route specific risks?</p>
<p>Mini Lesson 2 Step 3 Watching Learner/Doing Your Job Think: Was I aware of the pupil's actions? Was I aware of the surrounding areas? Did I deliver the level of help agreed? Did I need to use verbal or physical intervention?</p>	<p>Mini Lesson 1 Step 3 Watching Learner/Doing Your Job Think: Was I aware of the pupil's actions? Was I aware of the surrounding areas? Did I deliver the level of help agreed? Did I need to use verbal or physical intervention?</p>
<p>Mini Lesson 2 Step 4 Eliciting Feedback/Adapting Think: How did I elicit positive feedback? How was the lesson adapted in response to pupil's performance?</p>	<p>Mini Lesson 1 Step 4 Eliciting Feedback/Adapting Think: How did I elicit positive feedback? How was the lesson adapted in response to pupil's performance?</p>
<p>Mini Lesson 2 Step 5 Reflection Think: Has a learning need/goal been achieved to be reflected upon, or has the learning need changed? What are the learner's next steps?</p>	<p>Mini Lesson 1 Step 5 Reflection Think: Has a learning need/goal been achieved to be reflected upon, or has the learning need changed? What are the learner's next steps?</p>

<p>DATE COMPLETED:</p>		<p> Lesson completed</p>	<p> Lesson Reviewed</p>
<p>Mini Lesson 3 Step 5 Reflection Think: Has a learning need/goal been achieved to be reflected upon, or has the learning need changed? What are the learner's next steps?</p>	<p>Mini Lesson 4 Step 5 Reflection Think: Has a learning need/goal been achieved to be reflected upon, or has the learning need changed? What are the learner's next steps?</p>		
<p>Mini Lesson 3 Step 4 Eliciting Feedback/Adapting Think: How did I elicit positive feedback? How was the lesson adapted in response to pupil's performance?</p>	<p>Mini Lesson 4 Step 4 Eliciting Feedback/Adapting Think: How did I elicit positive feedback? How was the lesson adapted in response to pupil's performance?</p>		
<p>Mini Lesson 3 Step 3 Watching Learner/Doing Your Job Think: Was I aware of the pupil's actions? Was I aware of the surrounding areas? Did I deliver the level of help agreed? Did I need to use verbal or physical intervention?</p>	<p>Mini Lesson 4 Step 3 Watching Learner/Doing Your Job Think: Was I aware of the pupil's actions? Was I aware of the surrounding areas? Did I deliver the level of help agreed? Did I need to use verbal or physical intervention?</p>		
<p>Mini Lesson 3 Step 2 Job Sharing Think: Did I discuss knowns and unknowns? How did we agree an appropriate level of support? Did we discuss route specific risks?</p>	<p>Mini Lesson 4 Step 2 Job Sharing Think: Did I discuss knowns and unknowns? How did we agree an appropriate level of support? Did we discuss route specific risks?</p>		
<p>Mini Lesson 3 Step 1 Recap/Identify Need Think: How did I recap previous experience? How did I use conversational skills? Did I use a VTS - why? Did we discuss the training area?</p>	<p>Mini Lesson 4 Step 1 Recap/Identify Need Think: How did I recap previous experience? How did I use conversational skills? Did I use a VTS - why? Did we discuss the training area?</p>		



Reflections/ Action Plan

Think: What has the trainer asked me to work on? What have we identified? What has gone well/not gone well? What am I going to do in my next lesson/session?

Lined writing area for reflections and action plan.



Reflections/ Action Plan

Think: What has the trainer asked me to work on? What have we identified? What has gone well/not gone well? What am I going to do in my next lesson/session?

Lined writing area for reflections and action plan.



Trainer's Feedback and Advice

What has the trainer asked me to work on and take to the next lesson/session?

Lined writing area for trainer's feedback and advice.



Trainer's Feedback and Advice

What has the trainer asked me to work on and take to the next lesson/session?

Lined writing area for trainer's feedback and advice.

DATE COMPLETED:



Date completed



Trainer's name:

DATE COMPLETED:



Date completed



Trainer's name:



Reflections/ Action Plan

Think: What has the trainer asked me to work on? What have we identified? What has gone well/not gone well? What am I going to do in my next lesson/session?

Lined writing area for reflections and action plan.



Reflections/ Action Plan

Think: What has the trainer asked me to work on? What have we identified? What has gone well/not gone well? What am I going to do in my next lesson/session?

Lined writing area for reflections and action plan.



Trainer's Feedback and Advice

What has the trainer asked me to work on and take to the next lesson/session?

Lined writing area for trainer's feedback and advice.



Trainer's Feedback and Advice

What has the trainer asked me to work on and take to the next lesson/session?

Lined writing area for trainer's feedback and advice.

DATE COMPLETED:

Date completed

Trainer's name:

DATE COMPLETED:

Date completed

Trainer's name:



TL PRE TEST 2- In-Car Validation - Mini Lesson 1 - Setting up session

Trainer Please complete:

1. Who is the pupil?

2. How many hours of training have they had?

3. What have they been working on so far today?

4. What will be worked on for the rest of the session?

5. If the Trainer needs to intervene, or the Trainee needs to ask the Trainer something, how does the PDI want to do it? (i.e. In the car with the pupil or outside the car at a safe place away from pupil?)

6. Are there any particular strengths in the Trainee's skill-set they want the Trainer to watch?

7. Are there any particular weaknesses in the Trainee's skill set they want Trainer to watch?



TL PRE TEST 2 - In-Car Validation - Mini Lesson 1

Trainer Please complete:

Mini Lesson 1 Step 1 Recap/Identify Need

Think: How did PDI recap previous experience? How did PDI use conversational skills? Did PDI use a VTS - why? Was the training area suitable for the pupil's need?

Mini Lesson 1 Step 2 Job Sharing

Think: Did PDI discuss knowns and unknowns? How did PDI agree an appropriate level of support? Did PDI discuss route specific risks?

Mini Lesson 1 Step 3 Watching Learner/Doing Your Job

Think: Was I aware of the pupil's actions? Was I aware of the surrounding areas? Did I deliver the level of help agreed? Did I need to use verbal or physical intervention?

Mini Lesson 1 Step 4 Eliciting Feedback/Adapting

Think: How did PDI elicit positive feedback? How was the lesson adapted in response to pupil's performance?

Mini Lesson 1 Step 5 Reflection

Think: Has a learning need/goal been achieved to be reflected upon, or has the learning need changed? What are the learner's next steps?



TL PRE TEST 2 - In-Car Validation - Mini Lesson 2
Trainer Please complete:

Mini Lesson 2 Step 1 Recap/Identify Need

Think: How did PDI recap previous experience? How did PDI use conversational skills? Did PDI use a VTS - why? Was the training area suitable for the pupil's need?

Mini Lesson 2 Step 2 Job Sharing

Think: Did PDI discuss knowns and unknowns? How did PDI agree an appropriate level of support? Did PDI discuss route specific risks?

Mini Lesson 2 Step 3 Watching Learner/Doing Your Job

Think: Was I aware of the pupil's actions? Was I aware of the surrounding areas? Did I deliver the level of help agreed? Did I need to use verbal or physical intervention?

Mini Lesson 2 Step 4 Eliciting Feedback/Adapting

Think: How did PDI elicit positive feedback? How was the lesson adapted in response to pupil's performance?

Mini Lesson 2 Step 5 Reflection

Think: Has a learning need/goal been achieved to be reflected upon, or has the learning need changed? What are the learner's next steps?



TL PRE TEST 2 - In-Car Validation - Mini Lesson 3
Trainer Please complete:

Mini Lesson 3 Step 1 Recap/Identify Need

Think: How did PDI recap previous experience? How did PDI use conversational skills? Did PDI use a VTS - why? Was the training area suitable for the pupil's need?

Mini Lesson 3 Step 2 Job Sharing

Think: Did PDI discuss knowns and unknowns? How did PDI agree an appropriate level of support? Did PDI discuss route specific risks?

Mini Lesson 3 Step 3 Watching Learner/Doing Your Job

Think: Was I aware of the pupil's actions? Was I aware of the surrounding areas? Did I deliver the level of help agreed? Did I need to use verbal or physical intervention?

Mini Lesson 3 Step 4 Eliciting Feedback/Adapting

Think: How did PDI elicit positive feedback? How was the lesson adapted in response to pupil's performance?

Mini Lesson 3 Step 5 Reflection

Think: Has a learning need/goal been achieved to be reflected upon, or has the learning need changed? What are the learner's next steps?



TL PRE TEST 2 - In-Car Validation - Mini Lesson 4
Trainer Please complete:

Mini Lesson 4 Step 1 Recap/Identify Need

Think: How did PDI recap previous experience? How did PDI use conversational skills? Did PDI use a VTS - why? Was the training area suitable for the pupil's need?

Mini Lesson 4 Step 2 Job Sharing

Think: Did PDI discuss knowns and unknowns? How did PDI agree an appropriate level of support? Did PDI discuss route specific risks?

Mini Lesson 4 Step 3 Watching Learner/Doing Your Job

Think: Was I aware of the pupil's actions? Was I aware of the surrounding areas? Did I deliver the level of help agreed? Did I need to use verbal or physical intervention?

Mini Lesson 4 Step 4 Eliciting Feedback/Adapting

Think: How did PDI elicit positive feedback? How was the lesson adapted in response to pupil's performance?

Mini Lesson 4 Step 5 Reflection

Think: Has a learning need/goal been achieved to be reflected upon, or has the learning need changed? What are the learner's next steps?



TL PRE TEST 2 - In-Car Validation - Mini Lesson 5
Trainer Please complete:

Mini Lesson 5 Step 1 Recap/Identify Need

Think: How did PDI recap previous experience? How did PDI use conversational skills? Did PDI use a VTS - why? Was the training area suitable for the pupil's need?

Mini Lesson 5 Step 2 Job Sharing

Think: Did PDI discuss knowns and unknowns? How did PDI agree an appropriate level of support? Did PDI discuss route specific risks?

Mini Lesson 5 Step 3 Watching Learner/Doing Your Job

Think: Was I aware of the pupil's actions? Was I aware of the surrounding areas? Did I deliver the level of help agreed? Did I need to use verbal or physical intervention?

Mini Lesson 5 Step 4 Eliciting Feedback/Adapting

Think: How did PDI elicit positive feedback? How was the lesson adapted in response to pupil's performance?

Mini Lesson 5 Step 5 Reflection

Think: Has a learning need/goal been achieved to be reflected upon, or has the learning need changed? What are the learner's next steps?



Remedial action

Record areas for development and specific practice exercises completed below.

Lined writing area for remedial action notes.



Remedial action

Record areas for development and specific practice exercises completed below.

Lined writing area for remedial action notes.



1. Starting the session/picking up the pupil - Discuss:

At the end of today's session, what was the agreed learning need for the next lesson?

Lined writing area for the first question.

How will we get from the 'pick up location' to a suitable training location?
THINK: Who will drive and why? How can you work on the learning need on this drive?

Lined writing area for the second question.

Once at a suitable training location, what happens next?
THINK: is the learning need still the same? Do we need to adapt?

Lined writing area for the third question.

How do we continue to use the 5 steps to ensure learning takes place?

Lined writing area for the fourth question.



2. Getting to the test centre - Discuss:

How do we start a 'mini lesson' where the goal is to get the test centre?

Lined writing area for the first question.

What does getting to the test centre look like?
THINK: Time; route; who will drive; Job Sharing?

Lined writing area for the second question.

Can you continue to work towards the learning need as you drive to the test centre?

Lined writing area for the third question.

What do we need to do at the test centre?
THINK: Parking? Keys? Documents? Conversations with pupil and examiner?

Lined writing area for the fourth question.





3. Starting the test - Discuss:

How will you recap when the examiner gets in the car?

Lined writing area for the first question.

What Job Share will be appropriate at this stage?

THINK: Any test centre specifics? E.G., Hills, pedestrians, One way systems?

Lined writing area for the second question.

How will you get from the test centre to the suitable training area?

THINK: is the learning need still the same? Do we need to adapt?

Lined writing area for the third question.

When we get to the training area, what happens next?

THINK: Eliciting feedback? Adaptation needed?

Lined writing area for the fourth question.



4. What happens next? - Discuss:

How do we use the 5 steps process now we are at the training location?

THINK Recap, Identify Needs, Job Share.

Lined writing area for the first question.

Based on the pupil's performance in today's lesson, what is likely to happen?

Lined writing area for the second question.

Is the training area suitable if you need to adapt?

THINK: How will we progress the pupil forward or take a step back?

Lined writing area for the third question.

What happens next?

THINK: Using the 5 steps to ensure learning takes place. Time management/test constraints?

Lined writing area for the fourth question.





Remedial action

Record areas for development and specific practice exercises completed below.

Lined writing area for remedial action notes.



Remedial action

Record areas for development and specific practice exercises completed below.

Lined writing area for remedial action notes.



Reflections/ Action Plan

Think: What has the trainer asked me to work on? What have we identified? What has gone well/not gone well?

Lined writing area for Reflections/ Action Plan



Trainer's Feedback and Advice

FOR TRAINER: What am I asking the trainee to work on and take to their Virtual Classes and in preparation for Trainee Licence?

Lined writing area for Trainer's Feedback and Advice

SESSION RECORD:



Date:



Duration:

SESSION SIGNATURES:

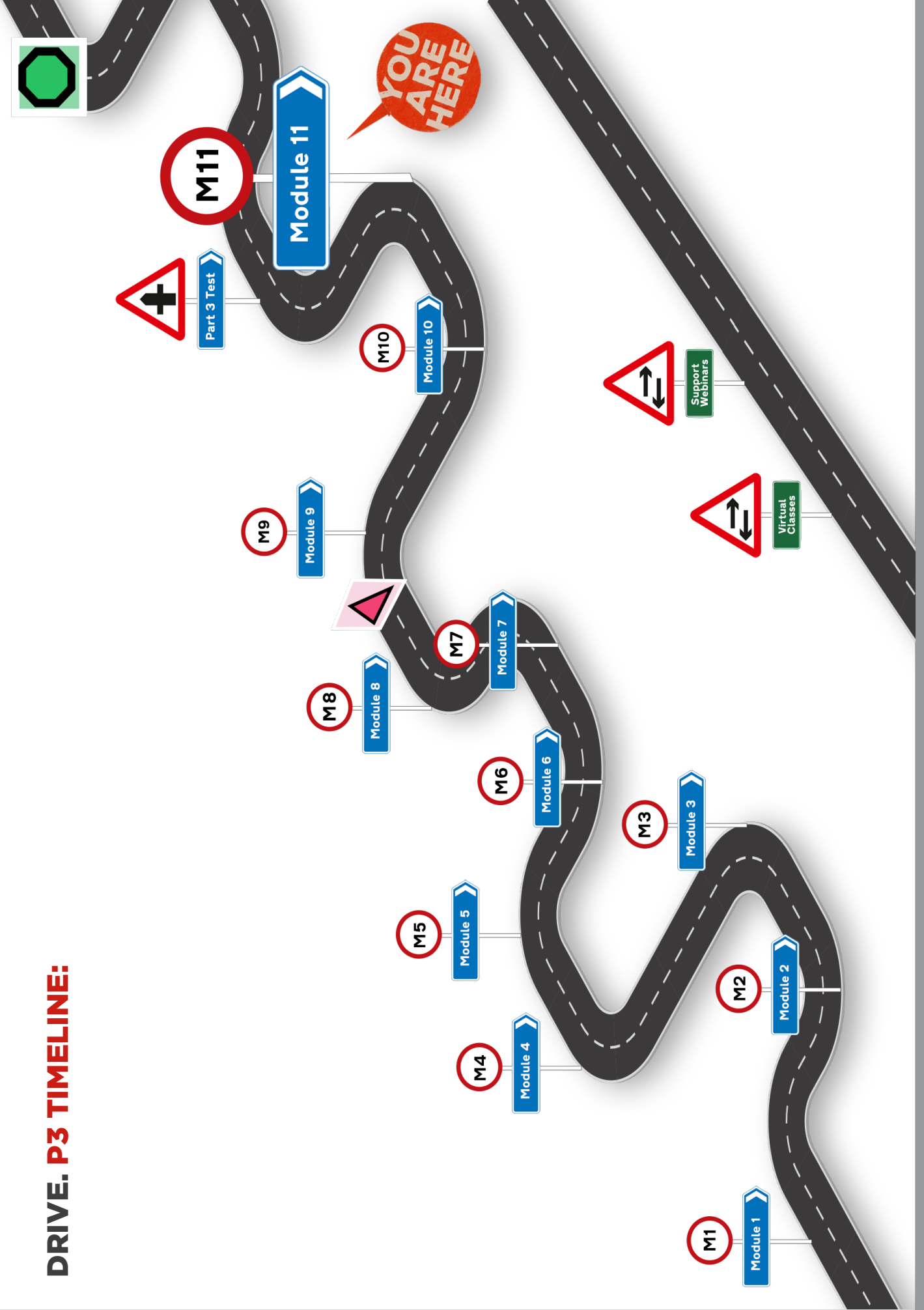


Trainee Signature:



Trainer Signature:

DRIVE. P3 TIMELINE:



MOD 14



P3 POST TEST 2 WORKBOOK

TRAINEE LICENCE POST TEST 2 TRAINING

CONTENTS:

1: Online Preparation	Pg 2
2: Project 1	Pg 3
3: P3 Test Review Webinar	Pg 4-5
4: Project 2	Pg 6-7
5: Lesson Reflections	Pg 8-13
6: PDI Surgeries	Pg 14-17
7: In-Car Test Analysis	Pg 18-21
8: In-Car Remedial	Pg 22-25
9: P3 Webinars	Pg 26-27





Notes

Think: What has the trainer discussed? What have we identified?

Lined writing area for notes



Reflections / Action Plan

Think: What has the trainer asked me to work on? What have we identified as areas for development?

Lined writing area for reflections and action plan



Trainer's Feedback and Advice

What areas of the course will I revisit ready my next lesson/session?

Lined writing area for trainer's feedback and advice

DATE COMPLETED:



Date completed



Trainer's name:



- a. Scan the QR code
- b. Watch the videos in the online course
- c. Make notes below ready for your trainer



<p>Mini Lesson 2 Step 1 Recap/Identify Need Think: How did I recap previous experience? How did I use conversational skills? Did I use a VTS - why? Did we discuss the training area?</p>	<p>Mini Lesson 1 Step 1 Recap/Identify Need Think: How did I recap previous experience? How did I use conversational skills? Did I use a VTS - why? Did we discuss the training area?</p>
<p>Mini Lesson 2 Step 2 Job Sharing Think: Did I discuss knowns and unknowns? How did we agree an appropriate level of support? Did we discuss route specific risks?</p>	<p>Mini Lesson 1 Step 2 Job Sharing Think: Did I discuss knowns and unknowns? How did we agree an appropriate level of support? Did we discuss route specific risks?</p>
<p>Mini Lesson 2 Step 3 Watching Learner/Doing Your Job Think: Was I aware of the pupil's actions? Was I aware of the surrounding areas? Did I deliver the level of help agreed? Did I need to use verbal or physical intervention?</p>	<p>Mini Lesson 1 Step 3 Watching Learner/Doing Your Job Think: Was I aware of the pupil's actions? Was I aware of the surrounding areas? Did I deliver the level of help agreed? Did I need to use verbal or physical intervention?</p>
<p>Mini Lesson 2 Step 4 Eliciting Feedback/Adapting Think: How did I elicit positive feedback? How was the lesson adapted in response to pupil's performance?</p>	<p>Mini Lesson 1 Step 4 Eliciting Feedback/Adapting Think: How did I elicit positive feedback? How was the lesson adapted in response to pupil's performance?</p>
<p>Mini Lesson 2 Step 5 Reflection Think: Has a learning need/goal been achieved to be reflected upon, or has the learning need changed? What are the learner's next steps?</p>	<p>Mini Lesson 1 Step 5 Reflection Think: Has a learning need/goal been achieved to be reflected upon, or has the learning need changed? What are the learner's next steps?</p>

DATE COMPLETED: Lesson completed Lesson Reviewed

<p>Mini Lesson 3 Step 5 Reflection Think: Has a learning need/goal been achieved to be reflected upon, or has the learning need changed? What are the learner's next steps?</p>	<p>Mini Lesson 4 Step 5 Reflection Think: Has a learning need/goal been achieved to be reflected upon, or has the learning need changed? What are the learner's next steps?</p>
<p>Mini Lesson 3 Step 4 Eliciting Feedback/Adapting Think: How did I elicit positive feedback? How was the lesson adapted in response to pupil's performance?</p>	<p>Mini Lesson 4 Step 4 Eliciting Feedback/Adapting Think: How did I elicit positive feedback? How was the lesson adapted in response to pupil's performance?</p>
<p>Mini Lesson 3 Step 3 Watching Learner/Doing Your Job Think: Was I aware of the pupil's actions? Was I aware of the surrounding areas? Did I deliver the level of help agreed? Did I need to use verbal or physical intervention?</p>	<p>Mini Lesson 4 Step 3 Watching Learner/Doing Your Job Think: Was I aware of the pupil's actions? Was I aware of the surrounding areas? Did I deliver the level of help agreed? Did I need to use verbal or physical intervention?</p>
<p>Mini Lesson 3 Step 2 Job Sharing Think: Did I discuss knowns and unknowns? How did we agree an appropriate level of support? Did we discuss route specific risks?</p>	<p>Mini Lesson 4 Step 2 Job Sharing Think: Did I discuss knowns and unknowns? How did we agree an appropriate level of support? Did we discuss route specific risks?</p>
<p>Mini Lesson 3 Step 1 Recap/Identify Need Think: How did I recap previous experience? How did I use conversational skills? Did I use a VTS - why? Did we discuss the training area?</p>	<p>Mini Lesson 4 Step 1 Recap/Identify Need Think: How did I recap previous experience? How did I use conversational skills? Did I use a VTS - why? Did we discuss the training area?</p>



- a. Scan the QR code
- b. Watch the videos in the online course
- c. Make notes below ready for your trainer



<p>Mini Lesson 2 Step 1 Recap/Identify Need Think: How did I recap previous experience? How did I use conversational skills? Did I use a VTS - why? Did we discuss the training area?</p>	<p>Mini Lesson 1 Step 1 Recap/Identify Need Think: How did I recap previous experience? How did I use conversational skills? Did I use a VTS - why? Did we discuss the training area?</p>
<p>Mini Lesson 2 Step 2 Job Sharing Think: Did I discuss knowns and unknowns? How did we agree an appropriate level of support? Did we discuss route specific risks?</p>	<p>Mini Lesson 1 Step 2 Job Sharing Think: Did I discuss knowns and unknowns? How did we agree an appropriate level of support? Did we discuss route specific risks?</p>
<p>Mini Lesson 2 Step 3 Watching Learner/Doing Your Job Think: Was I aware of the pupil's actions? Was I aware of the surrounding areas? Did I deliver the level of help agreed? Did I need to use verbal or physical intervention?</p>	<p>Mini Lesson 1 Step 3 Watching Learner/Doing Your Job Think: Was I aware of the pupil's actions? Was I aware of the surrounding areas? Did I deliver the level of help agreed? Did I need to use verbal or physical intervention?</p>
<p>Mini Lesson 2 Step 4 Eliciting Feedback/Adapting Think: How did I elicit positive feedback? How was the lesson adapted in response to pupil's performance?</p>	<p>Mini Lesson 1 Step 4 Eliciting Feedback/Adapting Think: How did I elicit positive feedback? How was the lesson adapted in response to pupil's performance?</p>
<p>Mini Lesson 2 Step 5 Reflection Think: Has a learning need/goal been achieved to be reflected upon, or has the learning need changed? What are the learner's next steps?</p>	<p>Mini Lesson 1 Step 5 Reflection Think: Has a learning need/goal been achieved to be reflected upon, or has the learning need changed? What are the learner's next steps?</p>

<p>DATE COMPLETED:</p>		<p> Lesson completed</p>	<p> Lesson Reviewed</p>
<p>Mini Lesson 3 Step 5 Reflection Think: Has a learning need/goal been achieved to be reflected upon, or has the learning need changed? What are the learner's next steps?</p>	<p>Mini Lesson 4 Step 5 Reflection Think: Has a learning need/goal been achieved to be reflected upon, or has the learning need changed? What are the learner's next steps?</p>	<p>Mini Lesson 3 Step 4 Eliciting Feedback/Adapting Think: How did I elicit positive feedback? How was the lesson adapted in response to pupil's performance?</p>	<p>Mini Lesson 4 Step 4 Eliciting Feedback/Adapting Think: How did I elicit positive feedback? How was the lesson adapted in response to pupil's performance?</p>
<p>Mini Lesson 3 Step 3 Watching Learner/Doing Your Job Think: Was I aware of the pupil's actions? Was I aware of the surrounding areas? Did I deliver the level of help agreed? Did I need to use verbal or physical intervention?</p>	<p>Mini Lesson 4 Step 3 Watching Learner/Doing Your Job Think: Was I aware of the pupil's actions? Was I aware of the surrounding areas? Did I deliver the level of help agreed? Did I need to use verbal or physical intervention?</p>	<p>Mini Lesson 3 Step 2 Job Sharing Think: Did I discuss knowns and unknowns? How did we agree an appropriate level of support? Did we discuss route specific risks?</p>	<p>Mini Lesson 4 Step 2 Job Sharing Think: Did I discuss knowns and unknowns? How did we agree an appropriate level of support? Did we discuss route specific risks?</p>
<p>Mini Lesson 3 Step 1 Recap/Identify Need Think: How did I recap previous experience? How did I use conversational skills? Did I use a VTS - why? Did we discuss the training area?</p>	<p>Mini Lesson 4 Step 1 Recap/Identify Need Think: How did I recap previous experience? How did I use conversational skills? Did I use a VTS - why? Did we discuss the training area?</p>		



- a. Scan the QR code
- b. Watch the videos in the online course
- c. Make notes below ready for your trainer



<p>Mini Lesson 2 Step 1 Recap/Identify Need Think: How did I recap previous experience? How did I use conversational skills? Did I use a VTS - why? Did we discuss the training area?</p>	<p>Mini Lesson 1 Step 1 Recap/Identify Need Think: How did I recap previous experience? How did I use conversational skills? Did I use a VTS - why? Did we discuss the training area?</p>
<p>Mini Lesson 2 Step 2 Job Sharing Think: Did I discuss knowns and unknowns? How did we agree an appropriate level of support? Did we discuss route specific risks?</p>	<p>Mini Lesson 1 Step 2 Job Sharing Think: Did I discuss knowns and unknowns? How did we agree an appropriate level of support? Did we discuss route specific risks?</p>
<p>Mini Lesson 2 Step 3 Watching Learner/Doing Your Job Think: Was I aware of the pupil's actions? Was I aware of the surrounding areas? Did I deliver the level of help agreed? Did I need to use verbal or physical intervention?</p>	<p>Mini Lesson 1 Step 3 Watching Learner/Doing Your Job Think: Was I aware of the pupil's actions? Was I aware of the surrounding areas? Did I deliver the level of help agreed? Did I need to use verbal or physical intervention?</p>
<p>Mini Lesson 2 Step 4 Eliciting Feedback/Adapting Think: How did I elicit positive feedback? How was the lesson adapted in response to pupil's performance?</p>	<p>Mini Lesson 1 Step 4 Eliciting Feedback/Adapting Think: How did I elicit positive feedback? How was the lesson adapted in response to pupil's performance?</p>
<p>Mini Lesson 2 Step 5 Reflection Think: Has a learning need/goal been achieved to be reflected upon, or has the learning need changed? What are the learner's next steps?</p>	<p>Mini Lesson 1 Step 5 Reflection Think: Has a learning need/goal been achieved to be reflected upon, or has the learning need changed? What are the learner's next steps?</p>

DATE COMPLETED:	Lesson completed	Lesson Reviewed
<p>Mini Lesson 3 Step 5 Reflection Think: Has a learning need/goal been achieved to be reflected upon, or has the learning need changed? What are the learner's next steps?</p>	<p>Mini Lesson 4 Step 5 Reflection Think: Has a learning need/goal been achieved to be reflected upon, or has the learning need changed? What are the learner's next steps?</p>	<p>Mini Lesson 3 Step 1 Recap/Identify Need Think: How did I recap previous experience? How did I use conversational skills? Did I use a VTS - why? Did we discuss the training area?</p>
<p>Mini Lesson 3 Step 4 Eliciting Feedback/Adapting Think: How did I elicit positive feedback? How was the lesson adapted in response to pupil's performance?</p>	<p>Mini Lesson 4 Step 4 Eliciting Feedback/Adapting Think: How did I elicit positive feedback? How was the lesson adapted in response to pupil's performance?</p>	<p>Mini Lesson 3 Step 2 Job Sharing Think: Did I discuss knowns and unknowns? How did we agree an appropriate level of support? Did we discuss route specific risks?</p>
<p>Mini Lesson 3 Step 3 Watching Learner/Doing Your Job Think: Was I aware of the pupil's actions? Was I aware of the surrounding areas? Did I deliver the level of help agreed? Did I need to use verbal or physical intervention?</p>	<p>Mini Lesson 4 Step 3 Watching Learner/Doing Your Job Think: Was I aware of the pupil's actions? Was I aware of the surrounding areas? Did I deliver the level of help agreed? Did I need to use verbal or physical intervention?</p>	<p>Mini Lesson 4 Step 2 Job Sharing Think: Did I discuss knowns and unknowns? How did we agree an appropriate level of support? Did we discuss route specific risks?</p>
<p>Mini Lesson 3 Step 2 Job Sharing Think: Did I discuss knowns and unknowns? How did we agree an appropriate level of support? Did we discuss route specific risks?</p>	<p>Mini Lesson 4 Step 1 Recap/Identify Need Think: How did I recap previous experience? How did I use conversational skills? Did I use a VTS - why? Did we discuss the training area?</p>	<p>Mini Lesson 3 Step 1 Recap/Identify Need Think: How did I recap previous experience? How did I use conversational skills? Did I use a VTS - why? Did we discuss the training area?</p>



Reflections / Action Plan

Think: What has the trainer asked me to work on? What have we identified? What has gone well/not gone well? What am I going to do in my next lesson/session?

Lined writing area for reflections and action plan.



Reflections / Action Plan

Think: What has the trainer asked me to work on? What have we identified? What has gone well/not gone well? What am I going to do in my next lesson/session?

Lined writing area for reflections and action plan.



Trainer's Feedback and Advice

What has the trainer asked me to work on and take to the next lesson/session?

Lined writing area for trainer's feedback and advice.



Trainer's Feedback and Advice

What has the trainer asked me to work on and take to the next lesson/session?

Lined writing area for trainer's feedback and advice.

DATE COMPLETED:



Date completed



Trainer's name:

DATE COMPLETED:



Date completed



Trainer's name:

TL POST TEST - IN-CAR PREP



- a. Scan the QR code
- b. Watch the videos in the online course
- c. Make notes below ready for your trainer
- d. Answer the questions from the course ready for your trainer



IN-CAR PREP - Questions

Review the questions in the online course and please answer using the space below.

Lined writing area for in-car prep questions.



Research & Notes for Trainer

Review the questions in the online course and please answer using the space below.

Lined writing area for research and notes for trainer.

DATE COMPLETED:



1st go:



Revision?:

DATE COMPLETED:



1st go:



Revision?:



TL POST TEST - In-Car TEST ANALYSIS - Setting up session

Trainer Please complete:

1. What areas of development were identified the Part 3 remedial webinar?
THINK: Examiner's feedback, reflections on test and trainer's feedback/advice/action plan.

Lined area for handwritten notes corresponding to question 1.

2. What skills have you been working on?
THINK: Examiner's feedback, reflections on test and trainer's feedback/advice/action

Lined area for handwritten notes corresponding to question 2.

3. Where do we start today?
THINK: Prioritise any safety/potential safety critical issues, and reflections on lessons so far.

Lined area for handwritten notes corresponding to question 3.



TL POST TEST - In-Car TEST ANALYSIS

Record areas for development and specific practice exercises completed below.

Large lined area for handwritten notes and practice exercises.





TL POST TEST - In-Car TEST ANALYSIS

Record areas for development and specific practice exercises completed below.

Lined writing area for recording development areas and practice exercises.



TL POST TEST - In-Car TEST ANALYSIS

Record areas for development and specific practice exercises completed below.

Lined writing area for recording development areas and practice exercises.





Remedial action

Record areas for development and specific practice exercises completed below.

Lined writing area for remedial action notes.



Remedial action

Record areas for development and specific practice exercises completed below.

Lined writing area for remedial action notes.





Reflections/ Action Plan

Think: What has the trainer asked me to work on? What have we identified? What has gone well/not gone well?

Lined writing area for reflections and action plan.



Trainer's Feedback and Advice

FOR TRAINER: What am I asking the trainee to work on and take to their Virtual Classes and in preparation for Trainee Licence?

Lined writing area for trainer's feedback and advice.

SESSION RECORD:



Date:



Duration:

SESSION SIGNATURES:



Trainee Signature:



Trainer Signature:



Reflections/ Action Plan

Think: What has the trainer asked me to work on? What have we identified? What has gone well/not gone well? What am I going to do in my next lesson/session?

Lined writing area for reflections and action plan.



Reflections/ Action Plan

Think: What has the trainer asked me to work on? What have we identified? What has gone well/not gone well? What am I going to do in my next lesson/session?

Lined writing area for reflections and action plan.



Trainer's Feedback and Advice

What has the trainer asked me to work on and take to the next lesson/session?

Lined writing area for trainer's feedback and advice.



Trainer's Feedback and Advice

What has the trainer asked me to work on and take to the next lesson/session?

Lined writing area for trainer's feedback and advice.

DATE COMPLETED:

Date completed

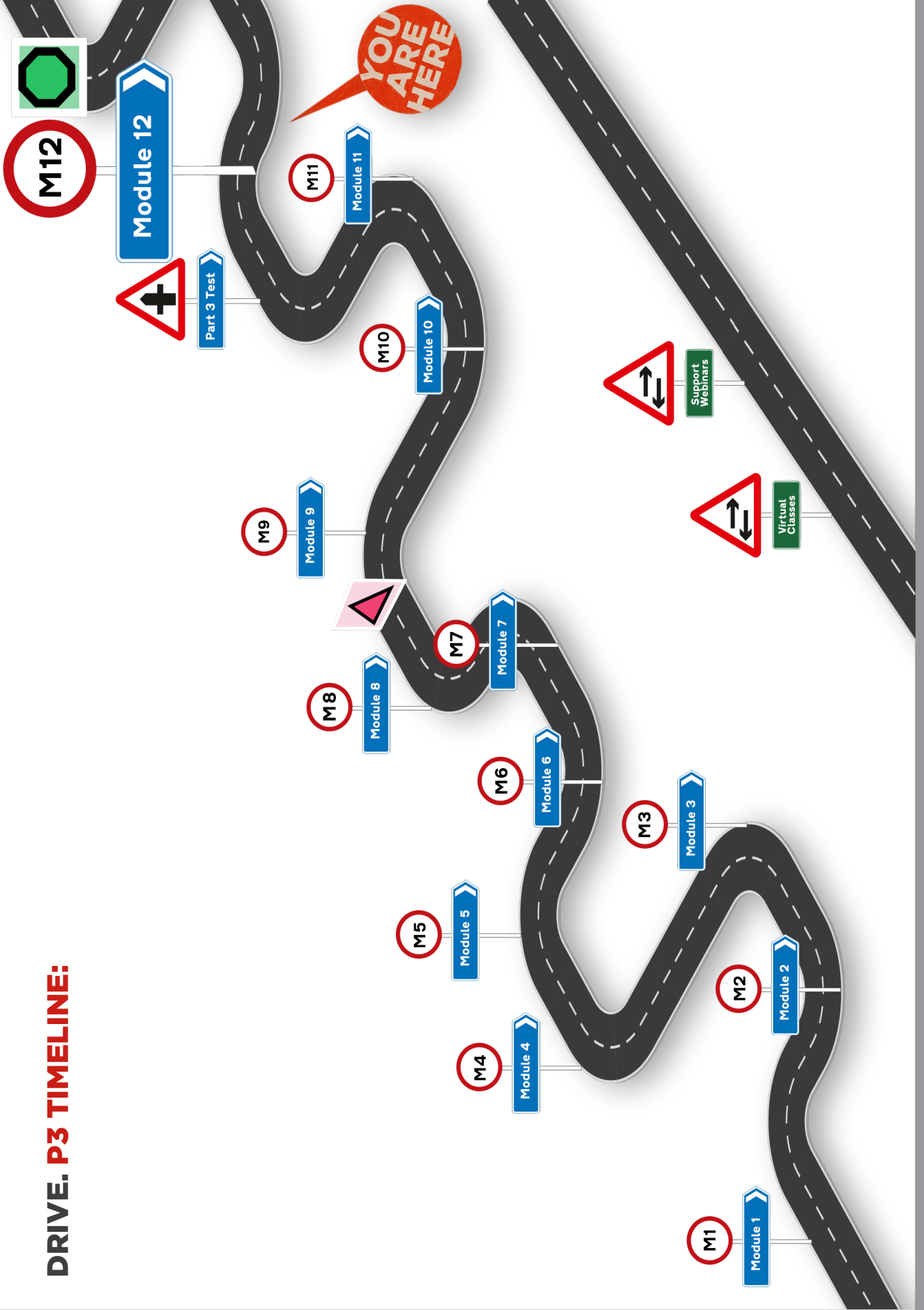
Trainer's name:

DATE COMPLETED:

Date completed

Trainer's name:

DRIVE. P3 TIMELINE:



MOD 15



DRIVE

P3 PRE TEST 3 WORKBOOK

TRAINEE LICENCE PRE TEST 2 TRAINING

CONTENTS:

1: Online Preparation

Pg 2

2: Project 1

Pg 3

3: Project 2

Pg 4-5

4: Lesson Reflections

Pg 6-11

5: PDI Surgeries

Pg 12-15

5: In-Car Validation

Pg 16-25

5: P3 Webinars

Pg 26-27





- a. Scan the QR code
- b. Watch the videos in the online course
- c. Make notes below ready for your trainer



<p>Mini Lesson 2 Step 1 Recap/Identify Need Think: How did I recap previous experience? How did I use conversational skills? Did I use a VTS - why? Did we discuss the training area?</p>	<p>Mini Lesson 1 Step 1 Recap/Identify Need Think: How did I recap previous experience? How did I use conversational skills? Did I use a VTS - why? Did we discuss the training area?</p>
<p>Mini Lesson 2 Step 2 Job Sharing Think: Did I discuss knowns and unknowns? How did we agree an appropriate level of support? Did we discuss route specific risks?</p>	<p>Mini Lesson 1 Step 2 Job Sharing Think: Did I discuss knowns and unknowns? How did we agree an appropriate level of support? Did we discuss route specific risks?</p>
<p>Mini Lesson 2 Step 3 Watching Learner/Doing Your Job Think: Was I aware of the pupil's actions? Was I aware of the surrounding areas? Did I deliver the level of help agreed? Did I need to use verbal or physical intervention?</p>	<p>Mini Lesson 1 Step 3 Watching Learner/Doing Your Job Think: Was I aware of the pupil's actions? Was I aware of the surrounding areas? Did I deliver the level of help agreed? Did I need to use verbal or physical intervention?</p>
<p>Mini Lesson 2 Step 4 Eliciting Feedback/Adapting Think: How did I elicit positive feedback? How was the lesson adapted in response to pupil's performance?</p>	<p>Mini Lesson 1 Step 4 Eliciting Feedback/Adapting Think: How did I elicit positive feedback? How was the lesson adapted in response to pupil's performance?</p>
<p>Mini Lesson 2 Step 5 Reflection Think: Has a learning need/goal been achieved to be reflected upon, or has the learning need changed? What are the learner's next steps?</p>	<p>Mini Lesson 1 Step 5 Reflection Think: Has a learning need/goal been achieved to be reflected upon, or has the learning need changed? What are the learner's next steps?</p>

<p>DATE COMPLETED:</p>	<p> Lesson completed</p>
<p>Mini Lesson 3 Step 5 Reflection Think: Has a learning need/goal been achieved to be reflected upon, or has the learning need changed? What are the learner's next steps?</p>	<p>Mini Lesson 4 Step 5 Reflection Think: Has a learning need/goal been achieved to be reflected upon, or has the learning need changed? What are the learner's next steps?</p>
<p>Mini Lesson 3 Step 4 Eliciting Feedback/Adapting Think: How did I elicit positive feedback? How was the lesson adapted in response to pupil's performance?</p>	<p>Mini Lesson 4 Step 4 Eliciting Feedback/Adapting Think: How did I elicit positive feedback? How was the lesson adapted in response to pupil's performance?</p>
<p>Mini Lesson 3 Step 3 Watching Learner/Doing Your Job Think: Was I aware of the pupil's actions? Was I aware of the surrounding areas? Did I deliver the level of help agreed? Did I need to use verbal or physical intervention?</p>	<p>Mini Lesson 4 Step 3 Watching Learner/Doing Your Job Think: Was I aware of the pupil's actions? Was I aware of the surrounding areas? Did I deliver the level of help agreed? Did I need to use verbal or physical intervention?</p>
<p>Mini Lesson 3 Step 2 Job Sharing Think: Did I discuss knowns and unknowns? How did we agree an appropriate level of support? Did we discuss route specific risks?</p>	<p>Mini Lesson 4 Step 2 Job Sharing Think: Did I discuss knowns and unknowns? How did we agree an appropriate level of support? Did we discuss route specific risks?</p>
<p>Mini Lesson 3 Step 1 Recap/Identify Need Think: How did I recap previous experience? How did I use conversational skills? Did I use a VTS - why? Did we discuss the training area?</p>	<p>Mini Lesson 4 Step 1 Recap/Identify Need Think: How did I recap previous experience? How did I use conversational skills? Did I use a VTS - why? Did we discuss the training area?</p>



- a. Scan the QR code
- b. Watch the videos in the online course
- c. Make notes below ready for your trainer



<p>Mini Lesson 2 Step 1 Recap/Identify Need Think: How did I recap previous experience? How did I use conversational skills? Did I use a VTS - why? Did we discuss the training area?</p>	<p>Mini Lesson 1 Step 1 Recap/Identify Need Think: How did I recap previous experience? How did I use conversational skills? Did I use a VTS - why? Did we discuss the training area?</p>
<p>Mini Lesson 2 Step 2 Job Sharing Think: Did I discuss knowns and unknowns? How did we agree an appropriate level of support? Did we discuss route specific risks?</p>	<p>Mini Lesson 1 Step 2 Job Sharing Think: Did I discuss knowns and unknowns? How did we agree an appropriate level of support? Did we discuss route specific risks?</p>
<p>Mini Lesson 2 Step 3 Watching Learner/Doing Your Job Think: Was I aware of the pupil's actions? Was I aware of the surrounding areas? Did I deliver the level of help agreed? Did I need to use verbal or physical intervention?</p>	<p>Mini Lesson 1 Step 3 Watching Learner/Doing Your Job Think: Was I aware of the pupil's actions? Was I aware of the surrounding areas? Did I deliver the level of help agreed? Did I need to use verbal or physical intervention?</p>
<p>Mini Lesson 2 Step 4 Eliciting Feedback/Adapting Think: How did I elicit positive feedback? How was the lesson adapted in response to pupil's performance?</p>	<p>Mini Lesson 1 Step 4 Eliciting Feedback/Adapting Think: How did I elicit positive feedback? How was the lesson adapted in response to pupil's performance?</p>
<p>Mini Lesson 2 Step 5 Reflection Think: Has a learning need/goal been achieved to be reflected upon, or has the learning need changed? What are the learner's next steps?</p>	<p>Mini Lesson 1 Step 5 Reflection Think: Has a learning need/goal been achieved to be reflected upon, or has the learning need changed? What are the learner's next steps?</p>

DATE COMPLETED:



Lesson completed



Lesson Reviewed

<p>Mini Lesson 3 Step 5 Reflection Think: Has a learning need/goal been achieved to be reflected upon, or has the learning need changed? What are the learner's next steps?</p>	<p>Mini Lesson 4 Step 5 Reflection Think: Has a learning need/goal been achieved to be reflected upon, or has the learning need changed? What are the learner's next steps?</p>
<p>Mini Lesson 3 Step 4 Eliciting Feedback/Adapting Think: How did I elicit positive feedback? How was the lesson adapted in response to pupil's performance?</p>	<p>Mini Lesson 4 Step 4 Eliciting Feedback/Adapting Think: How did I elicit positive feedback? How was the lesson adapted in response to pupil's performance?</p>
<p>Mini Lesson 3 Step 3 Watching Learner/Doing Your Job Think: Was I aware of the pupil's actions? Was I aware of the surrounding areas? Did I deliver the level of help agreed? Did I need to use verbal or physical intervention?</p>	<p>Mini Lesson 4 Step 3 Watching Learner/Doing Your Job Think: Was I aware of the pupil's actions? Was I aware of the surrounding areas? Did I deliver the level of help agreed? Did I need to use verbal or physical intervention?</p>
<p>Mini Lesson 3 Step 2 Job Sharing Think: Did I discuss knowns and unknowns? How did we agree an appropriate level of support? Did we discuss route specific risks?</p>	<p>Mini Lesson 4 Step 2 Job Sharing Think: Did I discuss knowns and unknowns? How did we agree an appropriate level of support? Did we discuss route specific risks?</p>
<p>Mini Lesson 3 Step 1 Recap/Identify Need Think: How did I recap previous experience? How did I use conversational skills? Did I use a VTS - why? Did we discuss the training area?</p>	<p>Mini Lesson 4 Step 1 Recap/Identify Need Think: How did I recap previous experience? How did I use conversational skills? Did I use a VTS - why? Did we discuss the training area?</p>



- a. Scan the QR code
- b. Watch the videos in the online course
- c. Make notes below ready for your trainer



<p>Mini Lesson 2 Step 1 Recap/Identify Need Think: How did I recap previous experience? How did I use conversational skills? Did I use a VTS - why? Did we discuss the training area?</p>	<p>Mini Lesson 1 Step 1 Recap/Identify Need Think: How did I recap previous experience? How did I use conversational skills? Did I use a VTS - why? Did we discuss the training area?</p>
<p>Mini Lesson 2 Step 2 Job Sharing Think: Did I discuss knowns and unknowns? How did we agree an appropriate level of support? Did we discuss route specific risks?</p>	<p>Mini Lesson 1 Step 2 Job Sharing Think: Did I discuss knowns and unknowns? How did we agree an appropriate level of support? Did we discuss route specific risks?</p>
<p>Mini Lesson 2 Step 3 Watching Learner/Doing Your Job Think: Was I aware of the pupil's actions? Was I aware of the surrounding areas? Did I deliver the level of help agreed? Did I need to use verbal or physical intervention?</p>	<p>Mini Lesson 1 Step 3 Watching Learner/Doing Your Job Think: Was I aware of the pupil's actions? Was I aware of the surrounding areas? Did I deliver the level of help agreed? Did I need to use verbal or physical intervention?</p>
<p>Mini Lesson 2 Step 4 Eliciting Feedback/Adapting Think: How did I elicit positive feedback? How was the lesson adapted in response to pupil's performance?</p>	<p>Mini Lesson 1 Step 4 Eliciting Feedback/Adapting Think: How did I elicit positive feedback? How was the lesson adapted in response to pupil's performance?</p>
<p>Mini Lesson 2 Step 5 Reflection Think: Has a learning need/goal been achieved to be reflected upon, or has the learning need changed? What are the learner's next steps?</p>	<p>Mini Lesson 1 Step 5 Reflection Think: Has a learning need/goal been achieved to be reflected upon, or has the learning need changed? What are the learner's next steps?</p>

DATE COMPLETED:



Lesson completed



Lesson Reviewed

<p>Mini Lesson 3 Step 5 Reflection Think: Has a learning need/goal been achieved to be reflected upon, or has the learning need changed? What are the learner's next steps?</p>	<p>Mini Lesson 4 Step 5 Reflection Think: Has a learning need/goal been achieved to be reflected upon, or has the learning need changed? What are the learner's next steps?</p>
<p>Mini Lesson 3 Step 4 Eliciting Feedback/Adapting Think: How did I elicit positive feedback? How was the lesson adapted in response to pupil's performance?</p>	<p>Mini Lesson 4 Step 4 Eliciting Feedback/Adapting Think: How did I elicit positive feedback? How was the lesson adapted in response to pupil's performance?</p>
<p>Mini Lesson 3 Step 3 Watching Learner/Doing Your Job Think: Was I aware of the pupil's actions? Was I aware of the surrounding areas? Did I deliver the level of help agreed? Did I need to use verbal or physical intervention?</p>	<p>Mini Lesson 4 Step 3 Watching Learner/Doing Your Job Think: Was I aware of the pupil's actions? Was I aware of the surrounding areas? Did I deliver the level of help agreed? Did I need to use verbal or physical intervention?</p>
<p>Mini Lesson 3 Step 2 Job Sharing Think: Did I discuss knowns and unknowns? How did we agree an appropriate level of support? Did we discuss route specific risks?</p>	<p>Mini Lesson 4 Step 2 Job Sharing Think: Did I discuss knowns and unknowns? How did we agree an appropriate level of support? Did we discuss route specific risks?</p>
<p>Mini Lesson 3 Step 1 Recap/Identify Need Think: How did I recap previous experience? How did I use conversational skills? Did I use a VTS - why? Did we discuss the training area?</p>	<p>Mini Lesson 4 Step 1 Recap/Identify Need Think: How did I recap previous experience? How did I use conversational skills? Did I use a VTS - why? Did we discuss the training area?</p>



TL PRE TEST - In-Car Validation - Mini Lesson 1 - Setting up session

Trainer Please complete:



1. Who is the pupil?

2. How many hours of training have they had?

3. What have they been working on so far today?

4. What will be worked on for the rest of the session?

5. If the Trainer needs to intervene, or the Trainee needs to ask the Trainer something, how does the PDI want to do it? (i.e. In the car with the pupil or outside the car at a safe place away from pupil?)

6. Are there any particular strengths in the Trainee's skill-set they want the Trainer to watch?

7. Are there any particular weaknesses in the Trainee's skill set they want Trainer to watch?



TL PRE TEST - In-Car Validation - Mini Lesson 1

Trainer Please complete:

Mini Lesson 1 Step 1 Recap/Identify Need

Think: How did PDI recap previous experience? How did PDI use conversational skills? Did PDI use a VTS - why? Was the training area suitable for the pupil's need?

Mini Lesson 1 Step 2 Job Sharing

Think: Did PDI discuss knowns and unknowns? How did PDI agree an appropriate level of support? Did PDI discuss route specific risks?

Mini Lesson 1 Step 3 Watching Learner/Doing Your Job

Think: Was I aware of the pupil's actions? Was I aware of the surrounding areas? Did I deliver the level of help agreed? Did I need to use verbal or physical intervention?

Mini Lesson 1 Step 4 Eliciting Feedback/Adapting

Think: How did PDI elicit positive feedback? How was the lesson adapted in response to pupil's performance?

Mini Lesson 1 Step 5 Reflection

Think: Has a learning need/goal been achieved to be reflected upon, or has the learning need changed? What are the learner's next steps?





TL PRE TEST - In-Car Validation - Mini Lesson 2
Trainer Please complete:

Mini Lesson 2 Step 1 Recap/Identify Need

Think: How did PDI recap previous experience? How did PDI use conversational skills? Did PDI use a VTS - why? Was the training area suitable for the pupil's need?

Mini Lesson 2 Step 2 Job Sharing

Think: Did PDI discuss knowns and unknowns? How did PDI agree an appropriate level of support? Did PDI discuss route specific risks?

Mini Lesson 2 Step 3 Watching Learner/Doing Your Job

Think: Was I aware of the pupil's actions? Was I aware of the surrounding areas? Did I deliver the level of help agreed? Did I need to use verbal or physical intervention?

Mini Lesson 2 Step 4 Eliciting Feedback/Adapting

Think: How did PDI elicit positive feedback? How was the lesson adapted in response to pupil's performance?

Mini Lesson 2 Step 5 Reflection

Think: Has a learning need/goal been achieved to be reflected upon, or has the learning need changed? What are the learner's next steps?



TL PRE TEST - In-Car Validation - Mini Lesson 3
Trainer Please complete:

Mini Lesson 3 Step 1 Recap/Identify Need

Think: How did PDI recap previous experience? How did PDI use conversational skills? Did PDI use a VTS - why? Was the training area suitable for the pupil's need?

Mini Lesson 3 Step 2 Job Sharing

Think: Did PDI discuss knowns and unknowns? How did PDI agree an appropriate level of support? Did PDI discuss route specific risks?

Mini Lesson 3 Step 3 Watching Learner/Doing Your Job

Think: Was I aware of the pupil's actions? Was I aware of the surrounding areas? Did I deliver the level of help agreed? Did I need to use verbal or physical intervention?

Mini Lesson 3 Step 4 Eliciting Feedback/Adapting

Think: How did PDI elicit positive feedback? How was the lesson adapted in response to pupil's performance?

Mini Lesson 3 Step 5 Reflection

Think: Has a learning need/goal been achieved to be reflected upon, or has the learning need changed? What are the learner's next steps?



TL PRE TEST - In-Car Validation - Mini Lesson 4
Trainer Please complete:

Mini Lesson 4 Step 1 Recap/Identify Need

Think: How did PDI recap previous experience? How did PDI use conversational skills? Did PDI use a VTS - why? Was the training area suitable for the pupil's need?

Mini Lesson 4 Step 2 Job Sharing

Think: Did PDI discuss knowns and unknowns? How did PDI agree an appropriate level of support? Did PDI discuss route specific risks?

Mini Lesson 4 Step 3 Watching Learner/Doing Your Job

Think: Was I aware of the pupil's actions? Was I aware of the surrounding areas? Did I deliver the level of help agreed? Did I need to use verbal or physical intervention?

Mini Lesson 4 Step 4 Eliciting Feedback/Adapting

Think: How did PDI elicit positive feedback? How was the lesson adapted in response to pupil's performance?

Mini Lesson 4 Step 5 Reflection

Think: Has a learning need/goal been achieved to be reflected upon, or has the learning need changed? What are the learner's next steps?



TL PRE TEST - In-Car Validation - Mini Lesson 5
Trainer Please complete:

Mini Lesson 5 Step 1 Recap/Identify Need

Think: How did PDI recap previous experience? How did PDI use conversational skills? Did PDI use a VTS - why? Was the training area suitable for the pupil's need?

Mini Lesson 5 Step 2 Job Sharing

Think: Did PDI discuss knowns and unknowns? How did PDI agree an appropriate level of support? Did PDI discuss route specific risks?

Mini Lesson 5 Step 3 Watching Learner/Doing Your Job

Think: Was I aware of the pupil's actions? Was I aware of the surrounding areas? Did I deliver the level of help agreed? Did I need to use verbal or physical intervention?

Mini Lesson 5 Step 4 Eliciting Feedback/Adapting

Think: How did PDI elicit positive feedback? How was the lesson adapted in response to pupil's performance?

Mini Lesson 5 Step 5 Reflection

Think: Has a learning need/goal been achieved to be reflected upon, or has the learning need changed? What are the learner's next steps?



1. Starting the session/picking up the pupil - Discuss:

At the end of today's session, what was the agreed learning need for the next lesson?

How will we get from the 'pick up location' to a suitable training location?

THINK: Who will drive and why? How can you work on the learning need on this drive?

Once at a suitable training location, what happens next?

THINK: is the learning need still the same? Do we need to adapt?

How do we continue to use the 5 steps to ensure learning takes place?



2. Getting to the test centre - Discuss:

How do we start a 'mini lesson' where the goal is to get the test centre?

What does getting to the test centre look like?

THINK: Time; route; who will drive; Job Sharing?

Can you continue to work towards the learning need as you drive to the test centre?

What do we need to do at the test centre?

THINK: Parking? Keys? Documents? Conversations with pupil and examiner?





3. Starting the test - Discuss:

How will you recap when the examiner gets in the car?

Lined writing area for the first question.

What Job Share will be appropriate at this stage?

THINK: Any test centre specifics? E.G., Hills, pedestrians, One way systems?

Lined writing area for the second question.

How will you get from the test centre to the suitable training area?

THINK: is the learning need still the same? Do we need to adapt?

Lined writing area for the third question.

When we get to the training area, what happens next?

THINK: Eliciting feedback? Adaptation needed?

Lined writing area for the fourth question.



4. What happens next? - Discuss:

How do we use the 5 steps process now we are at the training location?

THINK Recap, Identify Needs, Job Share.

Lined writing area for the first question.

Based on the pupil's performance in today's lesson, what is likely to happen?

Lined writing area for the second question.

Is the training area suitable if you need to adapt?

THINK: How will we progress the pupil forward or take a step back?

Lined writing area for the third question.

What happens next?

THINK: Using the 5 steps to ensure learning takes place. Time management/test constraints?

Lined writing area for the fourth question.





Reflections/ Action Plan

Think: What has the trainer asked me to work on? What have we identified? What has gone well/not gone well? What am I going to do in my next lesson/session?

Lined writing area for reflections and action plan.



Reflections/ Action Plan

Think: What has the trainer asked me to work on? What have we identified? What has gone well/not gone well? What am I going to do in my next lesson/session?

Lined writing area for reflections and action plan.



Trainer's Feedback and Advice

What has the trainer asked me to work on and take to the next lesson/session?

Lined writing area for trainer's feedback and advice.



Trainer's Feedback and Advice

What has the trainer asked me to work on and take to the next lesson/session?

Lined writing area for trainer's feedback and advice.

DATE COMPLETED:



Date completed



Trainer's name:

DATE COMPLETED:

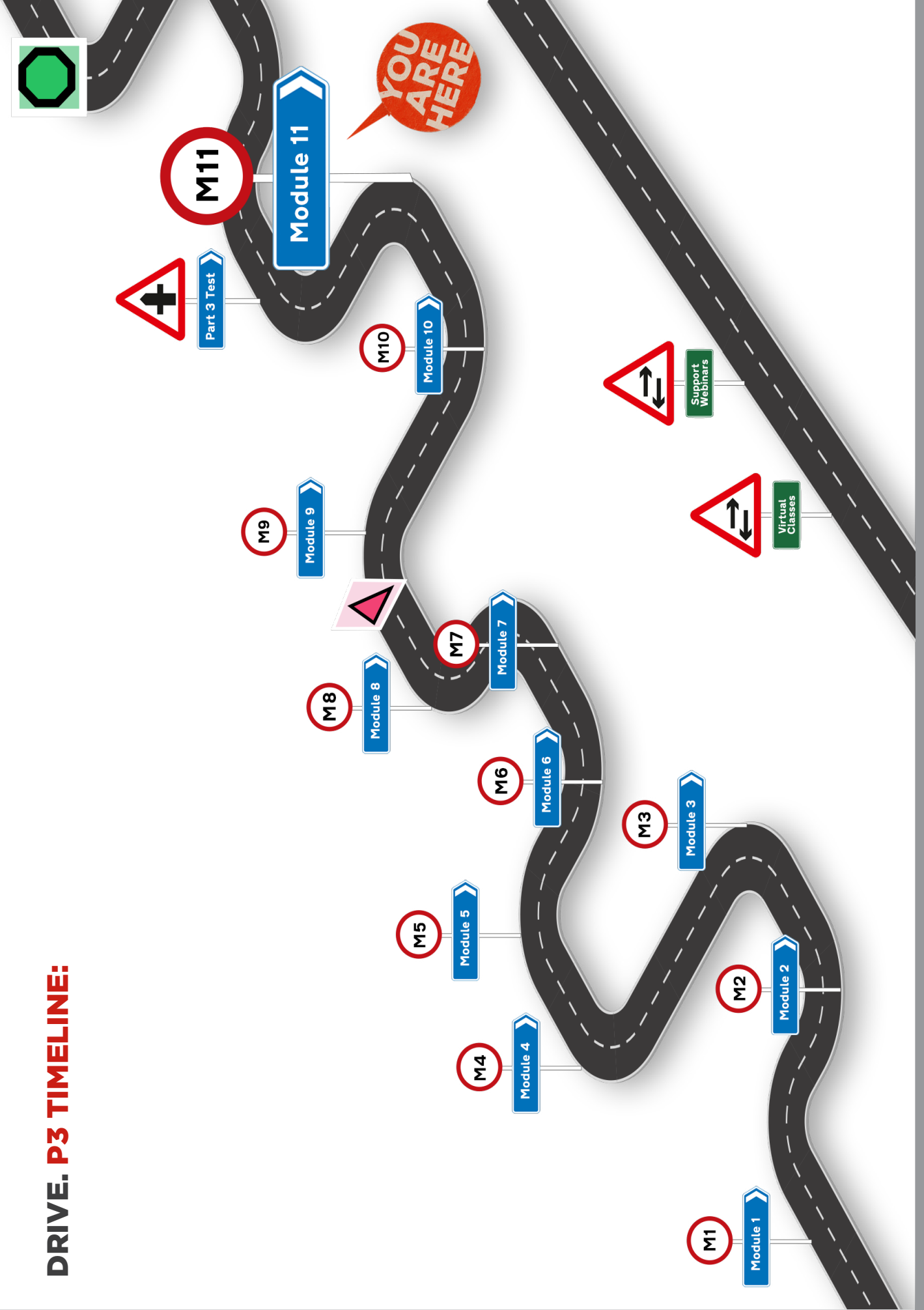


Date completed



Trainer's name:

DRIVE. P3 TIMELINE:





VC & WEBINARS



VC & WEBINARS





Reflections/ Notes

Lined writing area for reflections and notes

DATE COMPLETED:

Date completed

Trainer's name:



Reflections/ Notes

Lined writing area for reflections and notes

DATE COMPLETED:



Date completed



Trainer's name:

